CÔNG TY CỔ PHẦN TRƯỜNG PHƯƠNG VIỆT NAM

TRUONG PHUONG.JSC

CATALOG

INTRODUCTION/ GIỚI THIỆU

Company name	TRUONG PHUONG VIET NAM JOINT STOCK COMPANY
Tên công ty	CÔNG TY CỔ PHẦN TRƯỜNG PHƯƠNG VIỆT NAM
Head office	No. 09-TT8, Foresa 2 Street, Xuan Phuong Ecological Urban Area, Xuan Phuong Ward, Nam Tu Liem District, Ha Noi, Viet Nam
Trụ sở chính	Số 9 - TT8, đường Foresa2, Khu đô thị sinh thái Xuân Phương, Phường Xuân Phương, Quận Nam Từ Liêm, Thành phố Hà Nội, Việt Nam
Điện thoại/TEL	024.6661.6006 – 0903.220.698
Email	truongphuongvn01@gmail.com
Website	banhrangcongnghiep.com-truyendongcongnghiep.vn-vongbitruongphuong.vn
TAX/ MST	0105837691
EST/ Ngày thành lập	28/03/2012

Công ty Cổ phần Trường Phương Việt Nam chuyên sản xuất và phân phối các sản phẩm truyền động công nghiệp: nhông xích công nghiệp, bánh răng, thanh răng, gối bi, vòng bi, dây curoa, xích nhựa... chất lượng cao, đáp ứng tiêu chuẩn quốc tế.

Bằng sự nỗ lực không ngừng nghỉ của tập thể lãnh đạo, đội ngũ cán bộ, kỹ sư và công nhân viên, mục tiêu của Công ty Cổ phần Trường Phương Việt Nam là vươn lên trở thành một trong những doanh nghiệp uy tín hàng đầu trong ngành công nghiệp, cung cấp cho khách hàng các sản phẩm tốt nhất, với giá thành hợp lý, thời gian giao hàng đảm bảo, đáp ứng nhu cầu và mang đến sự hài lòng cho khách hàng.

Với phương châm *"Hợp tác để cùng thành công"* và định hướng *"Liên tục cải tiến"* - chúng tôi cam kết không ngừng sáng tạo, cải tiến, trau dồi năng lực để nâng cao năng suất và chất lượng sản phẩm, làm tăng sự hài lòng của khách hàng, đồng thời đồng hành và đóng góp vào sự phát triển bền vững của xã hội.

Truong Phuong Vietnam Joint Stock Company specializes in manufacturing and distributing industrial transmission products: industrial chains and sprockets, gears, rack gears, bearing units, bearings, belts, plastic cable drag chains... with high quality, meet international standards.

With the unremitting efforts of the leaderships, staffs, engineers and employees, the goal of Truong Phuong Vietnam Joint Stock Company is to become one of the leading prestigious enterprises in the industry, providing to the customers with the best quality products, reasonable prices, guaranteed delivery time, meet demand and bring satisfaction to the customers.

With the motto of *"Cooperation for mutual success"* and the orientation of *"Continuous improvement"* - we are committed to constantly creating, improving, and cultivating capacity to improve productivity and products quality, increase customer satisfaction, while accompanying and contributing to the sustainable development of society.

We are proud to be the official Authorized Distributor in Vietnam for the famous brands
Chúng tôi tự hào là đại lý ủy quyền chính hãng tại Việt Nam của các thương hiệu nổi tiếng:

Vòng bi

Xích công nghiệp

Nhông xích công nghiệp

CONTENTS/ MỤC LỤC

ANSI Standard Roller Chain

Xích Con Lăn Tiêu Chuẩn ANSI Đơn 1 Dãy

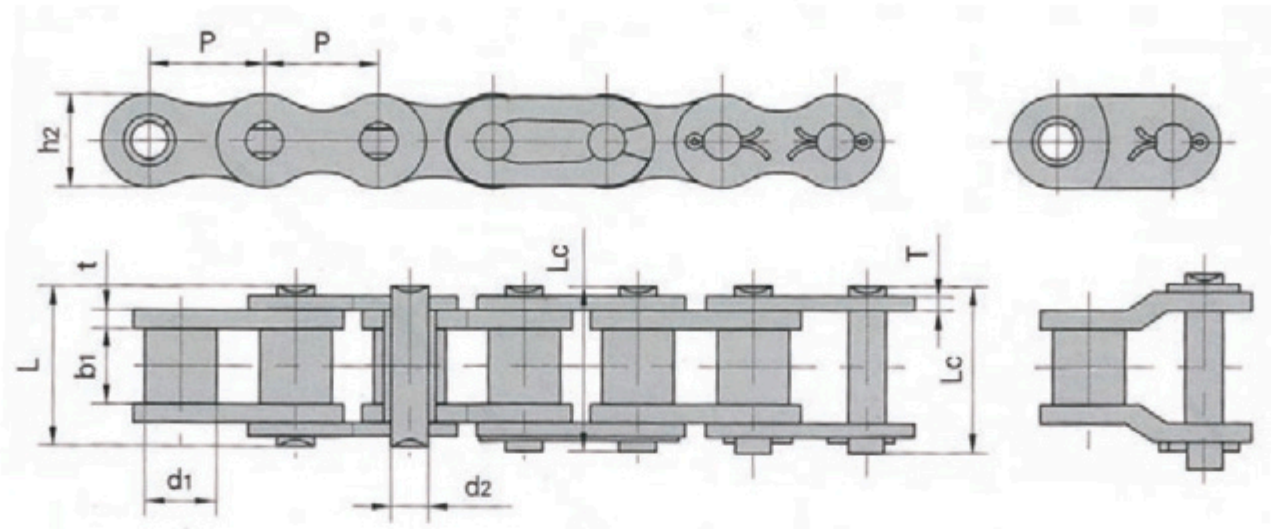

Unit: mm

ANSI CHAIN NO. MÃ XÍCH ANS	Pitch/ Bước xích	Roller diameter/ Đường kính con lăn	Width between inner plates/ Độ rộng trong	Pin diameter /Đường kính chốt xích	Pin length Chiều dài chốt xích		Inner plate depth Chiều cao má trong	Plate thickness Độ dày má xích	Ultimate tensile strength Giới hạn bền kéo	Average tensile strength Độ bền kéo trung bình	Weight per meter Khối lượng
	(P) mm	(d1 max) mm	(b1 min) mm	(d2 max) mm	(L max) mm	(Lc max) mm	(h2 max) mm	(T max) mm	(Q min) kN/LB	(Q0) kN	(q) kg/m
15-1R	4.7625	2.48	2.38	1.62	6.1	6.9	4.3	0.6	1.8/409	2	0.08
25-1R	6.35	3.3	3.18	2.31	7.9	8.4	6	0.8	3.5/795	46	0.15
35-1R	9.525	5.08	4.77	3.58	1240	13.17	9	1.3	7.9/1795	10.8	0.33
41-1R	12.7	7.77	6.25	3.58	13.75	15	9.91	1.3	6.67/1516	12.6	0.41
40-1R	12.7	7.95	7.85	3.96	16.6	17.8	12	1.5	14.1/3205	17.5	0.62
50-1R	15.875	10.16	9.4	5.08	20.7	22.2	15.09	2.03	22.2/5045	29.4	1.02
60-1R	19.05	11.91	12.57	5.94	25.9	27.7	18	2.42	31.8/7227	41.5	1.5
80-1R	25.4	15.88	16.75	7.92	32.7	35	24	3.25	56.7/12886	69.4	2.6
100-1R	31.75	19.05	18.9	9.53	40.4	44.7	30	4	88.5/20114	109.2	3.91
120-1R	38.1	22.23	25.22	11.1	50.3	65430	35.7	4.8	127/28864	156.3	5.62
140-1R	44.45	25.4	25.22	12.7	5440	59	41	5.6	172.4/39182	212	7.5
160-1R	50.8	28.58	31.55	14.27	64.8	69.6	47.8	6.4	226.8/51545	278.9	10.1
180-1R	57.15	35.71	35.48	17.46	72.8	78.6	53.6	7.2	280.2/63682	341.8	13.45
200-1R	63.5	39.68	37.85	19.85	80.3	87.2	60	8	353.8/80409	431.6	16.15
240-1R	76.2	47.63	47.35	23.81	95.5	103	72.39	9.5	510.3/115977	622.5	23.2

ANSI Standard Roller Chain

Xích Con Lăn Tiêu Chuẩn ANSI Đôi 2 Dãy

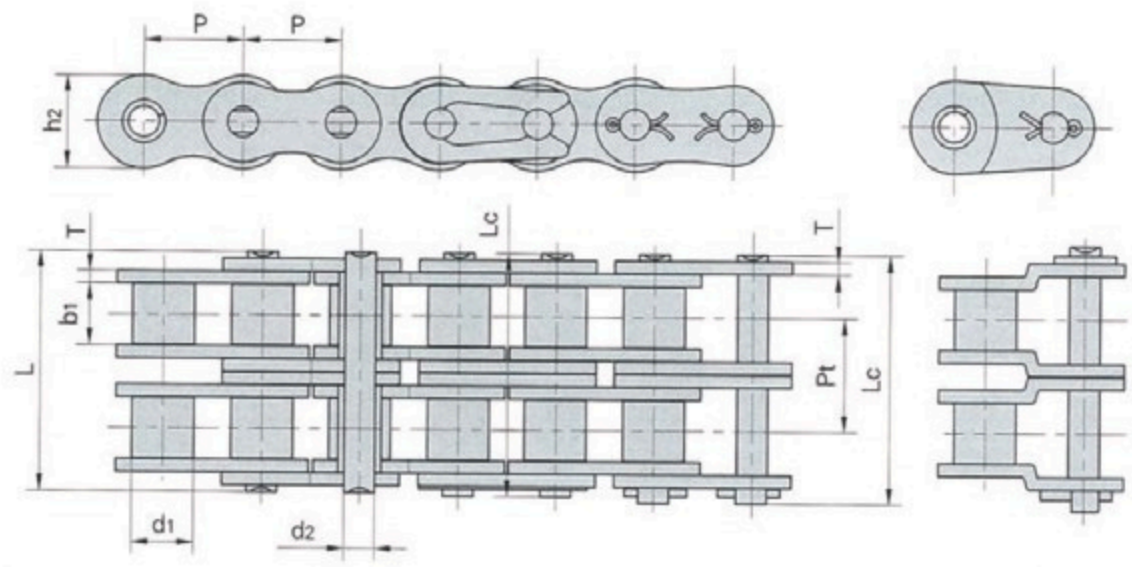

Unit: mm

ANSI CHAIN NO. MÃ XÍCH ANS	Pitch/ Bước xích	Roller diameter/ Đường kính con lăn	Width between inner plates /Độ rộng trong	Pin diameter /Đường kính chốt xích	Pin length Chiều dài chốt xích		Inner plate depth Chiều cao má trong	Plate thickness Độ dày má xích	Transverse pitch Bước ngang	Ultimate tensile strength Giới hạn bền kéo	Average tensile strength Độ bền kéo trung bình	Weight per meter Khối lượng
	(P) mm	(d1 max) mm	(b1 min) mm	(d2 max) mm	(L max) mm	(Lc max) mm	(h2 max) mm	(T max) mm	(Pt) mm	(Qmin) kN/LB	(Q0) kN	(q) kg/m
25-2R	6.35	3.3	3.18	2.31	14.5	15	6	0.8	6.4	7/1591	8.6	0.28
35-2R	9.525	5.08	4.77	3.58	22.5	23.3	9	1.3	10.13	15.80/3591	19.7	0.63
41-2R	12.7	7.77	6.25	3.58	25.7	26.9	9.91	1.3	11.95	13.34/3032	16.9	0.81
40-2R	12.7	7.95	7.85	3.96	31	32.2	12	1.5	14.38	28.2/6409	35.9	1.12
50-2R	15.875	10.16	9.4	5.08	38.9	40.4	15.09	2.03	18.11	44.4/10091	58.1	2
60-2R	19.05	11.91	12.57	5.94	48.8	50.5	18	2.42	22.78	63.6/14455	82.1	2.92
80-2R	25.4	15.88	15.75	7.92	62.7	64.3	24	3.25	29.29	113.4/25773	141.8	5.15
100-2R	31.75	19.05	18.9	9.53	76.4	80.5	30	4	35.76	17740227	219.4	7.8
120-2R	38.1	22.23	25.22	11.1	95.8	99.7	35.7	4.8	45.44	254/57727	314.9	11.7
140-2R	44.45	25.4	25.22	12.7	103.3	107.9	41	5.6	48.87	344.8/78364	427.5	15.14
160-2R	50.8	28.58	31.55	14.27	123.3	128.1	47.8	6.4	58.55	453.6/103091	562.4	20.14
180-2R	57.15	35.71	35.48	17.46	138.6	144.4	53.6	7.2	65.84	560.5/127386	695	29.22
200-2R	63.5	39.86	37.85	19.85	151.9	158.8	60	8	71.55	707.6/160818	877.4	32.24
240-2R	76.2	47.63	47.35	23.81	183.4	190.8	72.39	9.5	87.83	1020.6/213955	1255.3	45.23

ANSI Standard Roller Chain

Xích Con Lăn Tiêu Chuẩn ANSI 3 Dãy

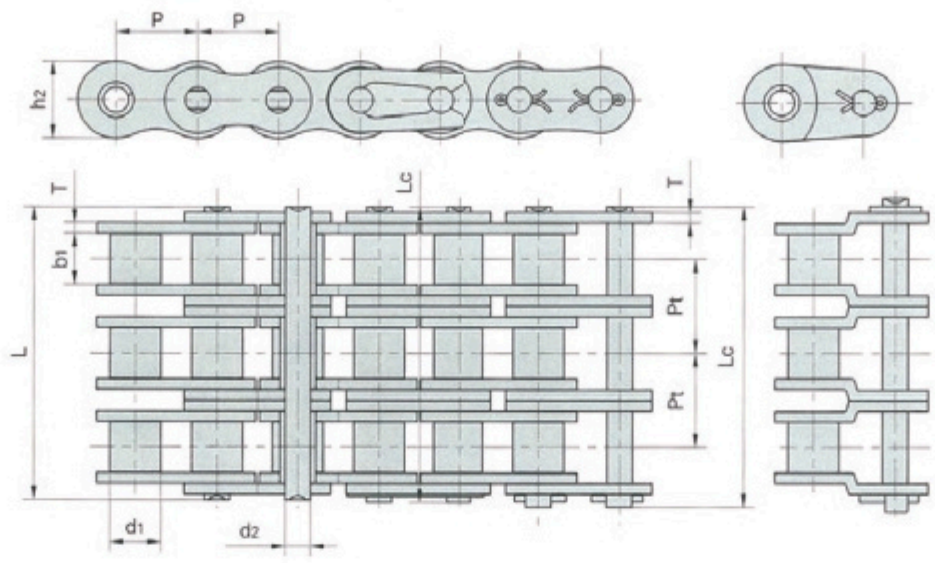

Unit: mm

ANSI CHAIN NO. MÃ XÍCH ANS	Pitch/ Bước xích	Roller diameter/ Đường kính con lăn	Width between inner plates /Độ rộng trong	Pin diameter /Đường kính chốt xích	Pin length Chiều dài chốt xích		Inner plate depth Chiều cao má trong	Plate thickness Độ dày má xích	Transverse pitch Bước ngang	Ultimate tensile strength Giới hạn bền kéo	Average tensile strength Độ bền kéo trung bình	Weight per meter Khối lượng
	(P) mm	(d1 max) mm	(b1 min) mm	(d2 max) mm	(L max) mm	(Lc max) mm	(h2 max) mm	(T max) mm	(Pt) mm	(Q min) kN/LB	(Q0) kN	(q) kg/m
25-3R	6.35	3.3	3.18	2.31	21	21.5	6	0.8	6.4	10.5/2386	12.6	0.44
35-3R	9.525	5.08	4.77	3.58	32.7	33.5	9	1.3	10.13	23.7/5386	28.6	1.05
40-3R	12.7	7.95	7.85	3.96	45.4	46.6	12	1.5	14.38	42.3/9614	50	1.9
50-3R	15.875	10.16	9.4	5.08	57	58.5	15.09	2.03	18.11	66.6/15136	77.8	3.09
60-3R	19.05	11.91	12.57	5.94	71.5	73.3	18	2.42	22.78	95.4/21682	111.1	4.54
80-3R	25.4	15.88	15.75	7.92	91.7	93.6	24	3.25	29.29	170.1/38659	198.4	7.89
100-3R	31.75	19.05	18.9	9.53	112.2	116.3	30	4	35.76	265.5/60341	309.6	11.77
120-3R	38.1	22.23	25.22	11.1	141.4	145.2	35.7	4.8	45.44	381/86591	437.2	17.53
140-3R	44.45	25.4	25.22	12.7	152.2	156.8	41	5.6	48.87	517.2/117545	593.3	22.2
160-3R	50.8	28.58	31.55	14.27	181.8	186.6	47.8	6.4	58.55	680.4/154636	780.6	30.02
180-3R	57.15	35.71	35.48	17.46	204.4	210.2	53.6	7.2	65.84	840.7/191068	983.6	38.22
200-3R	63.5	39.66	37.85	19.85	223.5	230.4	60	8	71.55	1061.4/241227	1217.8	49.03
240-3R	76.2	47.63	47.35	23.81	271.3	278.6	72.39	9.5	87.83	1530.9/347932	1756.5	71.6

ISO Standard Roller Chain

Xích Con Lăn Tiêu Chuẩn ISO Đơn 1 Dãy

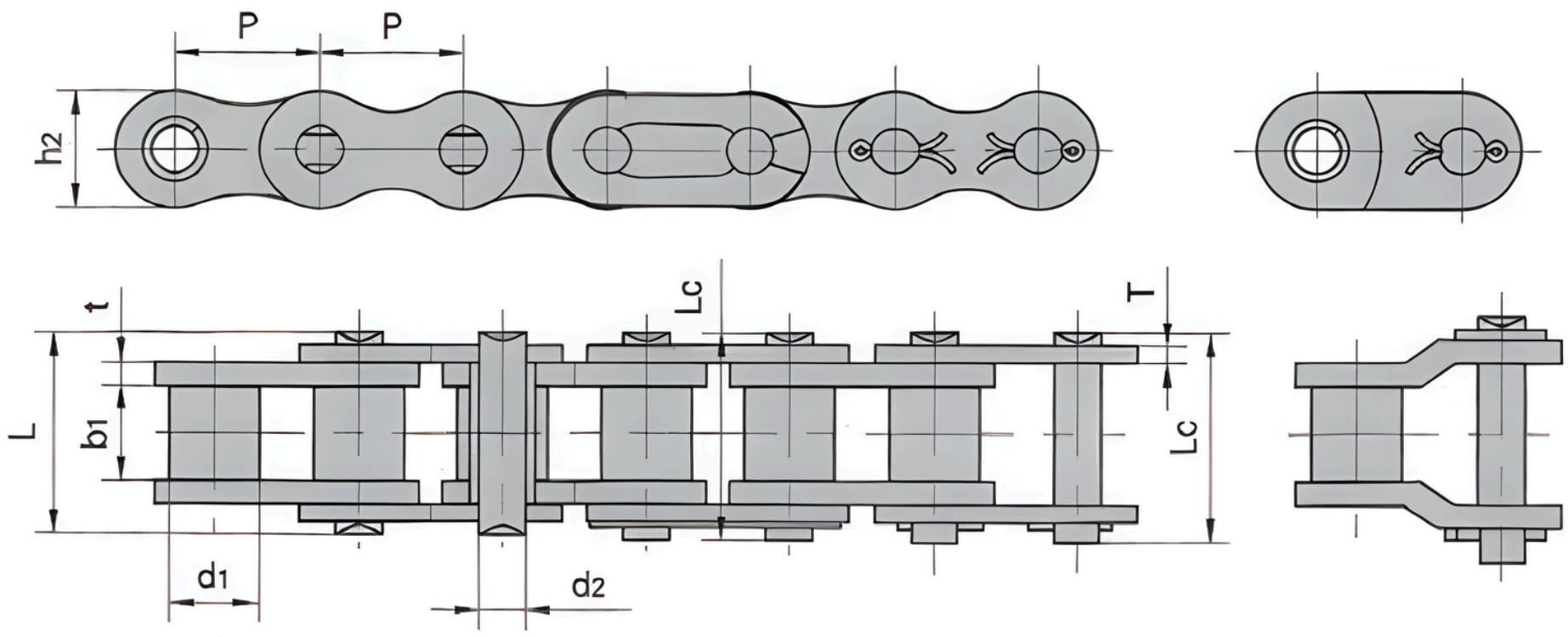

Unit: mm

ISO CHAIN NO. MÃ XÍCH ISO	Pitch/ Bước xích	Roller diameter/ Đường kính con lăn	Width between inner plates /Độ rộng trong	Pin diameter /Đường kính chốt xích	Pin length Chiều dài chốt xích		Inner plate depth Chiều cao má trong	Plate thickness Độ dày má xích	Ultimate tensile strength Giới hạn bền kéo	Average tensile strength Độ bền kéo trung bình	Weight per meter Khối lượng
	(P) mm	(d1 max) mm	(b1 min) mm	(d2 max) mm	(L max) mm	(Lc max) mm	(h2 max) mm	(T max) mm	(Q min) kN/LB	(Q0) kN	(q) kg/m
04B-1R	6	4	2.8	1.85	6.8	7.8	5	0.6	3/682	3.2	0.11
05B-1R	8	5	3	2.31	8.2	8.9	7.1	0.8	5/1136	5.9	0.2
06B-1R	9.525	6.35	5.72	3.28	13.15	14.1	8.2	1.3	9/2045	10.4	0.41
08B-1R	12.7	8.51	7.75	4.45	16.7	18.2	11.8	1.6	18/4091	19.4	0.69
10B-1R	15.875	10.16	9.65	5.08	19.5	20.9	14.7	1.7	22.4/5091	27.5	0.93
12B-1R	19.05	12.07	11.68	5.72	22.5	24.2	16	1.85	29/6591	32.2	1.15
16B-1R	25.4	15.88	17.02	8.28	36.1	37.4	21	4.15/3.1	60/13636	72.8	2.71
20B-1R	31.75	19.05	19.56	10.19	41.3	45	26.4	4.5/3.5	95/21591	106.7	3.7
24B-1R	38.1	25.4	25.40	14.63	53.4	57.8	33.2	6/4.8	160/36364	178.0	7.1
28B-1R	44.45	27.94	30.99	15.9	65.1	69.5	36.7	7.5/6	200/45455	222.0	8.5
32B-1R	50.8	29.21	30.99	17.81	66	71	42	7/6	250/56818	277.5	10.25
40B-1R	63.5	39.37	38.10	22.89	82.2	89.2	52.96	8.5/8	355/80682	394	16.35
48B-1R	76.2	48.26	45.72	29.24	99.1	107	63.8	12/10	560/127272	621.6	25
56B-1R	88.9	53.98	53.34	34.32	114.6	123	77.8	13.5/12	850/193180	940	35.78
64B-1R	101.6	63.50	60.96	39.4	130	138.5	90.17	15/13	1120/254544	1240	46
72B-1R	114.3	72.39	68.58	44.48	147.4	156.4	103.6	17/15	1400/318180	1550	60.8

ISO Standard Roller Chain

Xích Con Lăn Tiêu Chuẩn ISO Đôi 2 Dãy

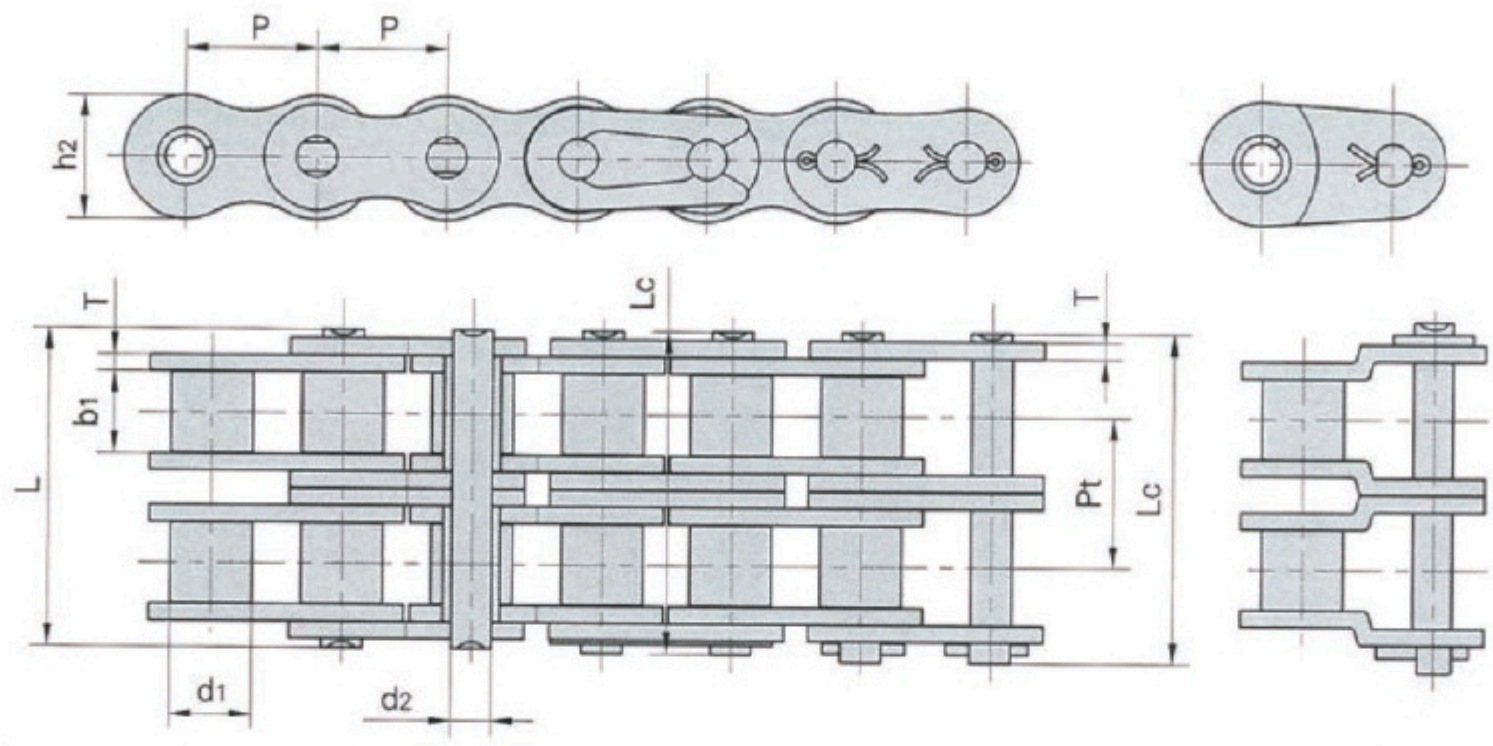

Unit: mm

ISO CHAIN NO. MÃ XÍCH ISO	Pitch/ Bước xích	Roller diameter/ Đường kính con lăn	Width between inner plates /Độ rộng trong	Pin diameter /Đường kính chốt xích	Pin length Chiều dài chốt xích		Inner plate depth Chiều cao má trong	Plate thickness Độ dày má xích	Transverse pitch Bước ngang	Ultimate tensile strength Giới hạn bền kéo	Average tensile strength Độ bền kéo trung bình	Weight per meter Khối lượng
	(P) mm	(d1 max) mm	(b1 min) mm	(d2 max) mm	(L max) mm	(Lc max) mm	(h2 max) mm	(T max) mm	(Pt) mm	(Q min) kN/LB	(Q0) kN	(q) kg/m
05B-2R	8	5	3	2.31	13.9	14.5	7.1	0.8	5.64	7.8/1773	10.2	0.33
06B-2R	9.525	6.35	5.72	3.28	23.4	24.4	8.2	1.3	10.24	16.9/3841	18.7	0.77
08B-2R	12.7	8.51	7.75	4.45	31.2	32.2	11.8	1.6	13.92	32/7273	38.7	1.34
10B-2R	15.875	10.16	9.65	5.08	36.1	37.5	14.7	1.7	16.59	44.5/10114	56.2	1.84
12B-2R	19.05	12.07	11.68	5.72	42	43.6	16	1.85	19.46	57.8/13136	66.1	2.31
16B-2R	25.4	15.88	17.02	8.28	68	69.3	21	4.15/3.1	31.88	106/24091	133	5.42
20B-2R	31.75	19.05	19.56	10.19	77.8	81.5	26.4	4.5/3.5	36.45	170/38636	211.2	7.2
24B-2R	38.1	25.4	25.4	14.63	101.7	106.2	33.2	6/4.8	48.36	280/63636	319.2	13.4
28B-2R	44.45	27.94	30.99	15.9	124.6	129.1	36.7	7.5/6	59.56	360/81818	406.8	16.6
32B-2R	50.8	29.21	30.99	17.81	124.6	129.6	42	7/6	58.55	450/102273	508.5	21
40B-2R	63.5	39.37	38.1	22.89	154.5	161.5	52.96	8.5/8	72.29	630/143182	711.9	32
48B-2R	76.2	48.26	45.72	29.24	190.4	198.2	63.8	12/10	91.21	1000/227272	1130	50
56B-2R	88.9	53.98	53.34	34.32	221.2	229.6	77.8	13.5/12	106.6	1600/363636	1760	71.48
64B-2R	101.6	63.5	60.96	39.4	249.9	268.4	90.17	15/13	119.89	2000/454545	2200	91
72B-2R	114.3	72.39	68.58	44.48	283.7	292.7	103.6	17/15	136.27	2500/568180	2750	120.4

ISO Standard Roller Chain

Xích Con Lăn Tiêu Chuẩn ISO 3 Dãy

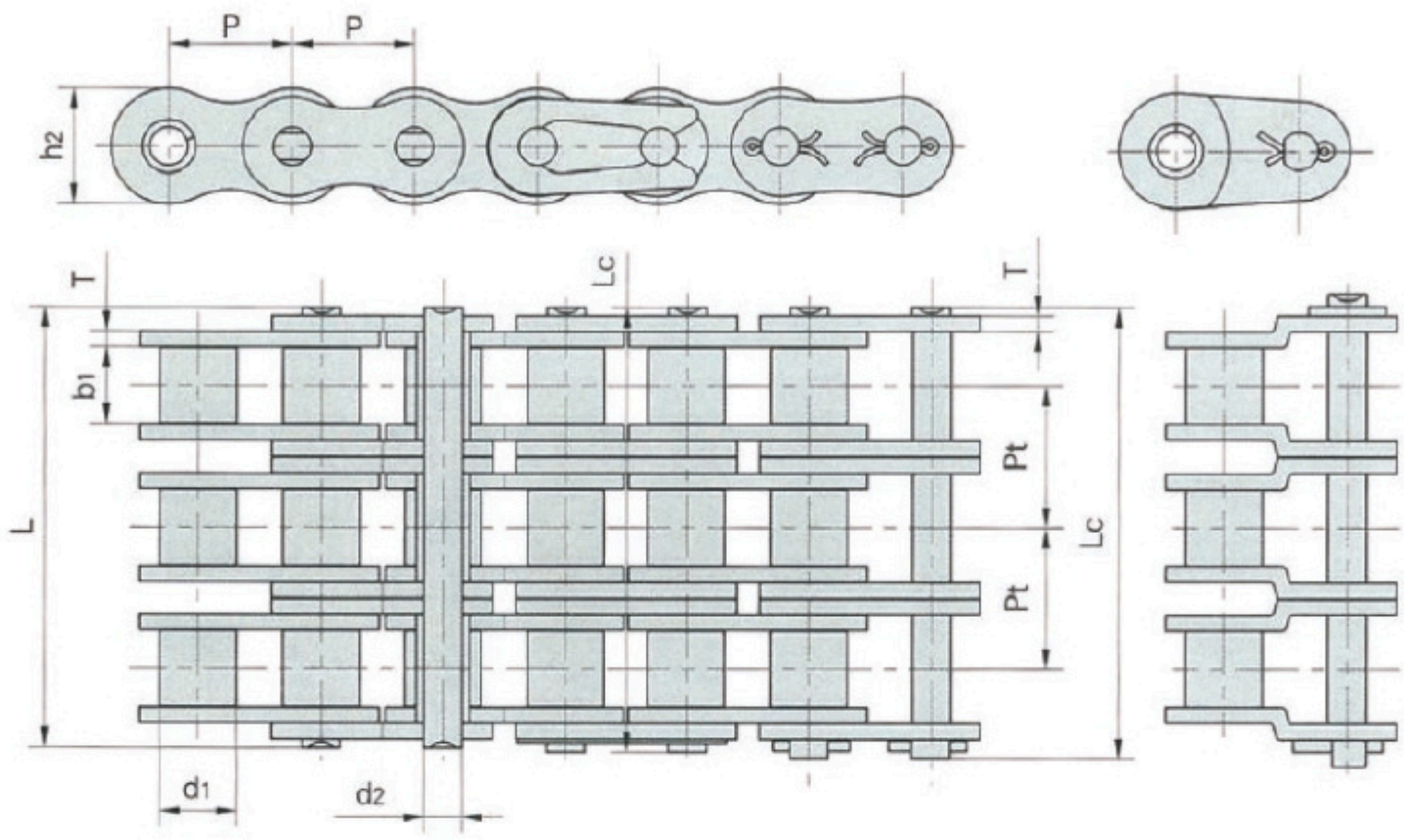

Unit: mm

ISO CHAIN NO. MÃ XÍCH ISO	Pitch/ Bước xích	Roller diameter/ Đường kính con lăn	Width between inner plates /Độ rộng trong	Pin diameter /Đường kính chốt xích	Pin length Chiều dài chốt xích		Inner plate depth Chiều cao má trong	Plate thickness Độ dày má xích	Transverse pitch Bước ngang	Ultimate tensile strength Giới hạn bền kéo	Average tensile strength Độ bền kéo trung bình	Weight per meter Khối lượng
	(P) mm	(d1 max) mm	(b1 min) mm	(d2 max) mm	(L max) mm	(Lc max) mm	(h2 max) mm	(T max) mm	(Pt) mm	(Q min) kN/LB	(Q0) kN	(q) kg/m
05B-3R	8	5	3	2.31	19.5	20.2	7.1	0.8	5.64	11.1/2523	13.8	0.48
06B-3R	9.525	6.35	5.72	3.28	33.5	34.6	8.2	1.3	10.24	24.9/5659	30.1	1.16
08B-3R	12.7	8.51	7.75	4.45	45.1	46.1	11.8	1.6	13.92	47.5/10795	57.8	2.03
10B-3R	15.875	10.16	9.65	5.08	52.7	54.1	14.7	1.7	16.59	66.7/15159	84.5	2.77
12B-3R	19.05	12.07	11.68	5.72	61.5	63.1	16	1.85	19.46	86.7/19705	101.8	3.46
16B-3R	25.4	15.88	17.02	8.28	99.8	101.2	21	4.15/3.1	31.88	160/36364	203.7	8.13
20B-3R	31.75	19.05	19.56	10.19	114.2	117.9	26.4	4.5/3.5	36.45	250/56818	290	10.82
24B-3R	38.1	25.4	25.4	14.63	150.1	154.6	33.2	6/4.8	48.36	425/96591	493	20.1
28B-3R	44.45	27.94	30.99	15.9	184.2	188.7	36.7	7.5/6	59.56	530/120454	609.5	24.92
32B-3R	50.8	29.21	30.99	17.81	183.2	188.2	42	7/6	58.55	670/152273	770.5	31.56
40B-3R	63.5	39.37	38.1	22.89	226.8	233.8	52.96	8.5/8	72.29	950/215909	1092.5	48.1
48B-3R	76.2	48.26	45.72	29.24	281.6	289.4	63.8	12/10	91.21	1500/340909	1710	75
56B-3R	88.9	53.98	53.34	34.32	327.8	336.2	77.8	13.5/12	106.6	2240/545450	2240	107.18
64B-3R	101.6	63.5	60.96	39.4	369.8	378.3	90.17	15/13	119.89	3000/681820	3300	136
72B-3R	114.3	72.39	68.58	44.48	420	429	103.6	17/15	136.27	3750/852270	4125	180

Double pitch conveyor chains

Xích Băng Tải Bước Đôi

Standard roller type

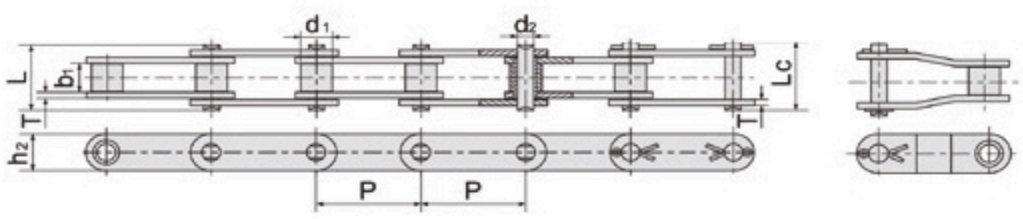

Large roller type

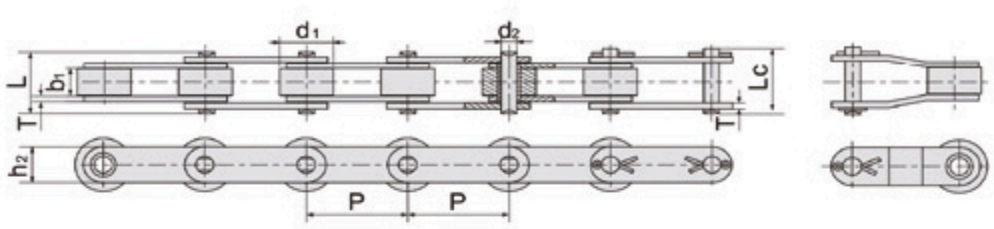

ANSI CHAIN NO. MÃ XÍCH ANS	Pitch/ Bước xích	Roller diameter/ Đường kính con lăn	Width between inner plates/ Độ rộng trong	Pin diameter/ Đường kính chốt xích	Pin length Chiều dài chốt xích		Inner plate depth Chiều cao má trong	Plate thickness Độ dày má xích	Ultimate tensile strength Giới hạn bền kéo	Average tensile strength Độ bền kéo trung bình	Weight per meter Khối lượng
	(P) mm	(d1 max) mm	(b1 min) mm	(d2 max) mm	(L max) mm	(Lc max) mm	(h2 max) mm	(T max) mm	(Q min) kN/LB	(Q0) kN	(q) kg/m
C2040	25,40	7,95	7,85	3,96	16,6	17,8	12	1,50	14.1/3205	16,7	0,50
C2042	25,40	15,88	7,85	3,96	16,6	17,8	12	1,50	14.1/3205	16,7	0,84
C2040H	25,40	7,95	7,85	3,96	18,8	19,9	12	2.03	14.1/3205	17.2	0,65
C2050	31,75	10.16	9.4	5.08	20,7	22.2	15	2.03	22.2/5045	28.1	0,78
C2052	31,75	19.05	9.4	5.08	20,7	22.2	15	2.03	22.2/5045	28.1	1.27
C2060	38.1	11,91	12,57	5,94	25,9	27,7	18	2,42	31.8/7227	36,8	1.12
C2062	38.1	22.23	12,57	5,94	25,9	27,7	18	2,42	31.8/7227	36,8	1.61
C2060H	38.1	11,91	12,57	5,94	29.2	31,6	18	3,25	31.8/7227	41,6	1.44
C2062H	38.1	22.23	12,57	5,94	29.2	31,6	18	3,25	31.8/7227	41,6	2.07
C2080	50.8	15.88	15.88	7,92	32,7	36,5	24	3.25	56.7/12886	65.7	2.08
C2082	50.8	28.58	28.58	7,92	32,7	36,5	24	3.25	56.7/12886	65.7	3.12
C2080H	50.8	15.88	15.88	15,75	7,92	36,2	39,4	4	56.7/12886	70	2.54
C2082H	50.8	28.58	28.58	15,75	7,92	36,2	39,4	4	56.7/12886	70	3.58
C2100	63.5	19.05	19.05	9,53	40,4	44,7	30	4	88.5/20114	102.6	3.01
C2102	63.5	39.67	39.67	9,53	40,4	44,7	30	4	88.5/20114	102.6	4.83
C2100H	63.5	19.05	19.05	9,53	46,9	50,7	30	4.8	88.5/20114	112.4	3.56
C2102H	63.5	39.67	39.67	9,53	46,9	50,7	30	4.8	88.5/20114	112.4	5.38
C2120	76.2	22.23	22.23	11.1	50,3	54,3	35,7	4.8	127.0 /28864	147.3	4.66
C2122	76.2	44.45	44.45	11.1	50,3	54,3	35,7	4.8	127.0 /28864	147.3	7.66
C2120H	76.2	22.23	22.23	11.1	53,5	57,5	35,7	5.6	127.0 /28864	160.9	5.26
C2122H	76.2	44.45	44.45	11.1	53,5	57,5	35,7	5.6	127.0 /28864	160.9	8.26
C2160	101,6	28.58	28.58	14.27	64,8	69,6	47,8	6.4	226,8/5145	278.9	8.15
C2162	101,6	57.15	57.15	14.27	64,8	69,6	47,8	6.4	226,8/5145	278.9	13
C2160H	101,6	28.58	28.58	14.27	68,2	73	47,8	7.2	226,8/5145	285.8	9.06
C2162H	101,6	57.15	57.15	14.27	68,2	73	47,8	7.2	226,8/5145	285.8	13.84

Short Pitch Conveyor Chain With Attachments

Xích Tay Gá Bước Đơn

WA-1 WA-2

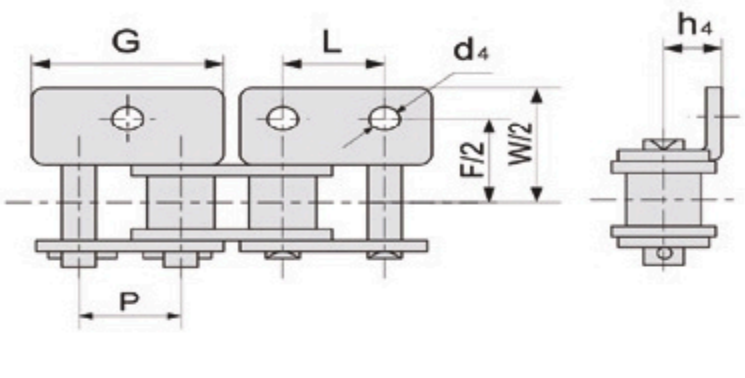

WK-1 WK-2

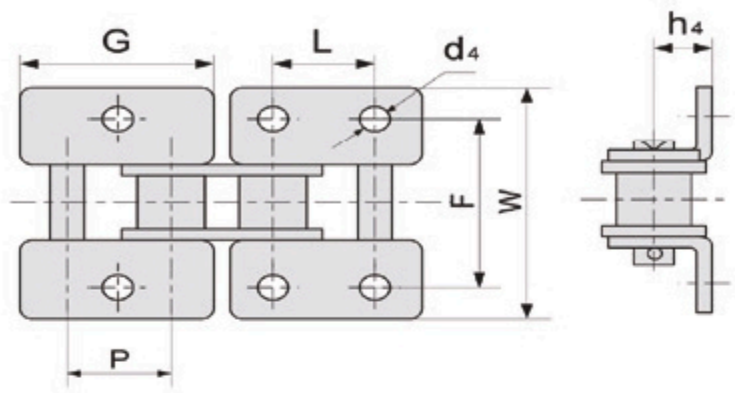

Unit: mm

ISO Chain No. Mã xích ISO	ANSI Chain No. Mã xích ANSI	P	G	L	F	W	h4	d4
	35R	9.525	17.32	9.525	19	28.6	6.35	2.8
	40R	12.7	23	12.7	25.4	35.8	7.9	3.5
	50R	15.875	28.8	15.875	31.75	46.8	10.3	5.5
	60R	19.05	34.65	19.05	38.1	56.4	11.9	5.5
	80R	25.4	45.9	25.4	50.8	73.2	15.9	6.8
	100R	31.75	57.65	31.75	63.5	89.8	19.8	9.2
	120R	38.1	69.3	38.1	76.2	108.8	23	9.8
	140R	44.45	80.45	44.45	88.9	123	28.6	11.4
	160R	50.8	92	50.8	101.6	142.8	31.75	13.1
08B		12.70	24	12.7	25.4	36.4	8.9	4.5
10B		15.875	29.58	15.875	31.75	44.6	10.31	5.3
12B		19.05	34.05	19.05	38.1	52.4	13.46	6.4
16B		25.4	46.4	25.4	50.8	72.6	15.88	6.4
20B		31.75	58.1	31.75	63.5	100.5	19.8	9

WSA-1 WSA-2

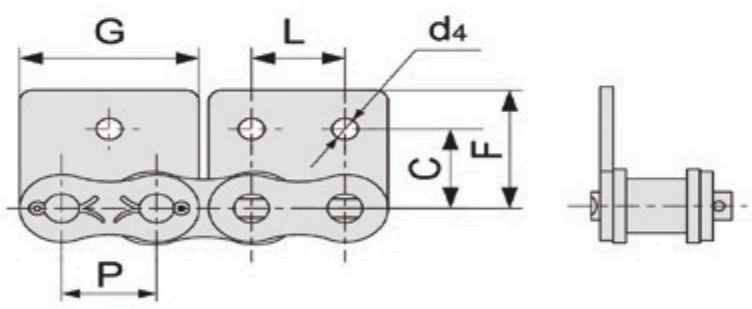

WSK-1 WSK-2

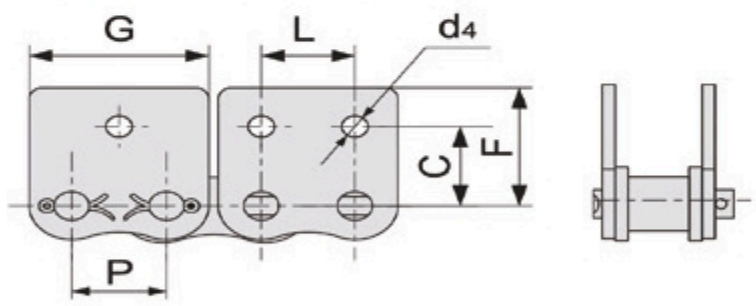

Unit: mm

ISO Chain No. Mã xích ISO	ANSI Chain No. Mã xích ANSI	P	G	L	C	F	d4
	35R	9.525	17.32	9.525	9.5	14.55	2.8
	40R	12.7	23	12.7	12.7	17.4	3.5
	50R	15.875	28.8	15.875	15.9	23.05	5.5
	60R	19.05	34.65	19.05	18.3	26.86	5.5
	80R	25.4	45.9	25.4	24.6	35.45	6.8
	100R	31.75	57.65	31.75	31.8	44	9.2
	120R	38.1	69.3	38.1	36.5	51.6	9.8
	140R	44.45	80.45	44.45	44.5	62	11.4
	160R	50.8	92	50.8	50.8	69.85	13.1
08B		12.70	24	12.7	13.35	18.9	4.5
10B		15.875	29.58	15.875	16.5	22.95	5.3
12B		19.05	34.05	19.05	21.45	28.6	6.4
16B		25.4	46.4	25.4	23.15	34	6.4
20B		31.75	58.1	31.75	30.50	45.7	9

Double Pitch Roller Chain With Attachment

Xích Tay Gá Bước Đôi

A-1

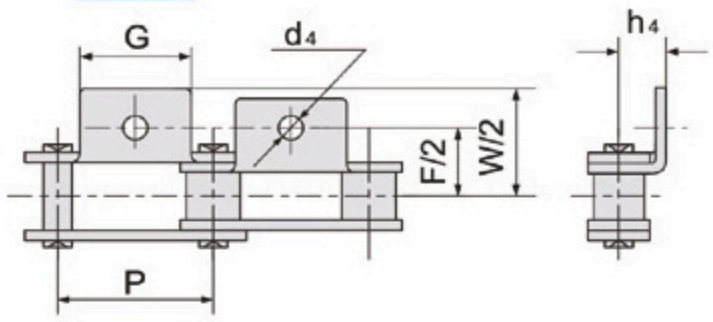

K-1

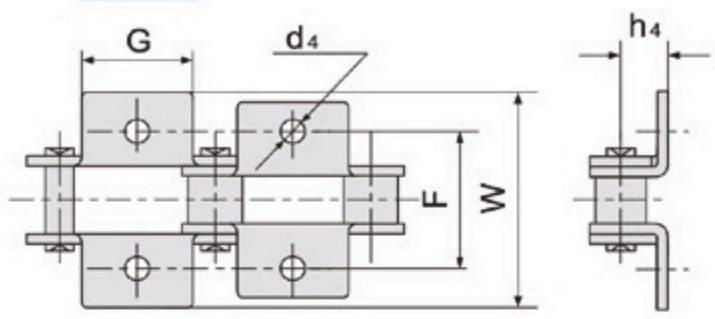

A-2

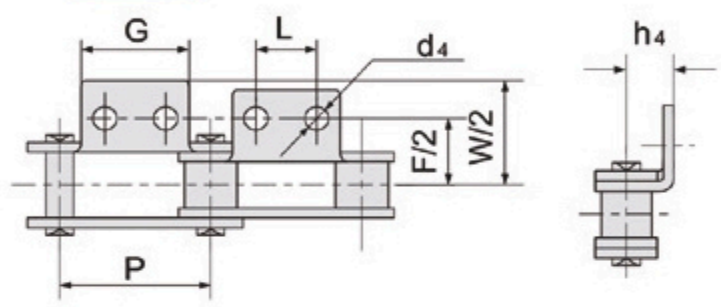

K-2

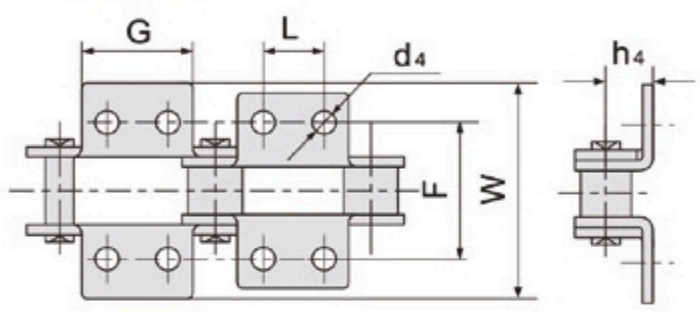

Unit: mm

Chain No. Mã xích	P	G	L	F	W	h4	d4
C2040	25.4	19.1	9.5	25.4	39.6	9.1	3.5
C2042	25.4	19.1	9.5	25.4	39.6	9.1	3.5
C2050	31.75	23.8	11.9	31.8	49	11.1	5.5
C2052	31.75	23.8	11.9	31.8	49	11.1	5.5
C2060	38.1	28.6	14.3	42.9	67.8	14.7	5.5
C2062	38.1	28.6	14.3	42.9	67.8	14.7	5.5
C2060H	38.1	28.6	14.3	42.9	67.8	14.7	5.5
C2062H	38.1	28.6	14.3	42.9	67.8	14.7	5.5
C2080	50.8	38.1	19.1	55.6	87.8	19.1	6.8
C2082	50.8	38.1	19.1	55.6	87.8	19.1	6.8
C2080H	50.8	38.1	19.1	55.6	87.8	19.1	6.8
C2082H	50.8	38.1	19.1	55.6	87.8	19.1	6.8
C2100	63.5	47.6	23.8	66.6	107.5	23.4	9.2
C2102	63.5	47.6	23.8	66.6	107.5	23.4	9.2
C2100H	63.5	47.6	23.8	66.6	107.5	23.4	9.2
C2102H	63.5	47.6	23.8	66.6	107.5	23.4	9.2
C2120	76.2	57.2	28.6	79.3	121.4	27.8	11
C2122	76.2	57.2	28.6	79.3	121.4	27.8	11
C2120H	76.2	57.2	28.6	79.3	121.4	27.8	11
C2122H	76.2	57.2	28.6	79.3	121.4	27.8	11
C2160	101.6	76.2	38.1	104.7	151.6	36.5	13.1
C2162	101.6	76.2	38.1	104.7	151.6	36.5	13.1
C2160H	101.6	76.2	38.1	104.7	151.6	36.5	13.1
C2162H	101.6	76.2	38.1	104.7	151.6	36.5	13.1

Double Pitch Roller Chain With Attachment

Xích Tay Gá Bước Đôi

SA-1

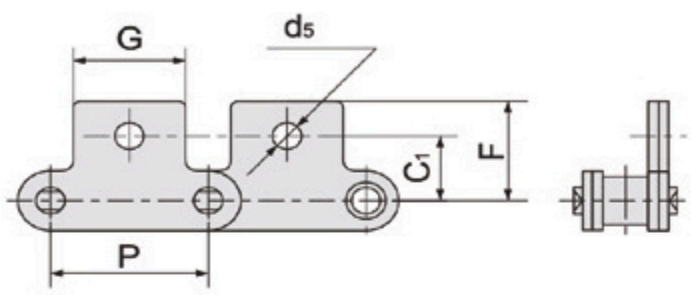

SK-1

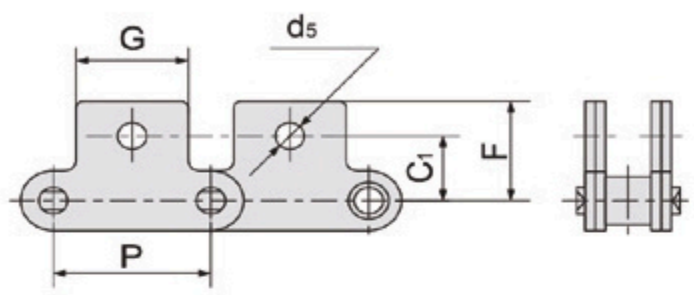

SA-2

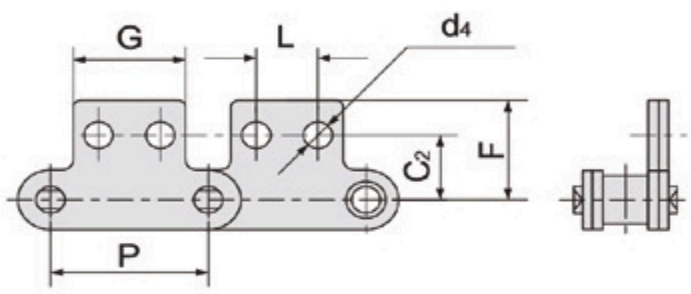

SK-2

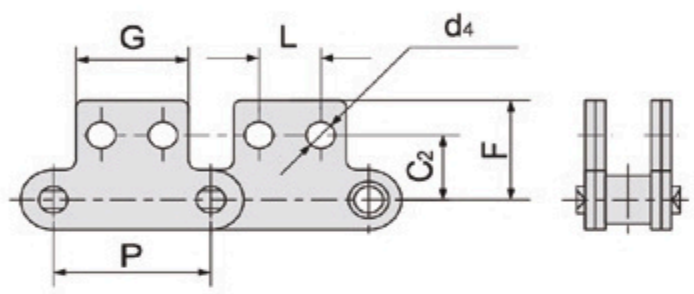

Unit: mm

Chain No. Mã xích	P	G	L	F	W	h4	d4	d4
C2040	25.4	19.1	9.5	11.1	13.5	20.5	3.5	5.5
C2042	25.4	19.1	9.5	11.1	13.5	20.5	3.5	5.5
C2050	31.75	23.8	11.9	14.3	15.9	25	5.5	6.6
C2052	31.75	23.8	11.9	14.3	15.9	25	5.5	6.6
C2060	38.1	28.6	14.3	17.5	19.1	32.9	5.5	9.2
C2060	38.1	28.6	14.3	17.5	19.1	32.9	5.5	9.2
C2060H	38.1	28.6	14.3	17.5	19.1	32.9	5.5	9.2
C2062H	38.1	28.6	14.3	17.5	19.1	32.9	5.5	9.2
C2080	50.8	38.1	19.1	22.2	25.4	43.5	6.6	11
C2082	50.8	38.1	19.1	22.2	25.4	43.5	6.6	11
C2080H	50.8	38.1	19.1	22.2	25.4	43.5	6.6	11
C2082H	50.8	38.1	19.1	22.2	25.4	43.5	6.6	11
C2100	63.5	47.6	23.8	28.6	31.8	50.4	8.4	13
C2102	63.5	47.6	23.8	28.6	31.8	50.4	8.4	13
C2100H	63.5	47.6	23.8	28.6	31.8	50.4	8.4	13
C2102H	63.5	47.6	23.8	28.6	31.8	50.4	8.4	13

Extended Pin Chain

Xích Chốt Dài

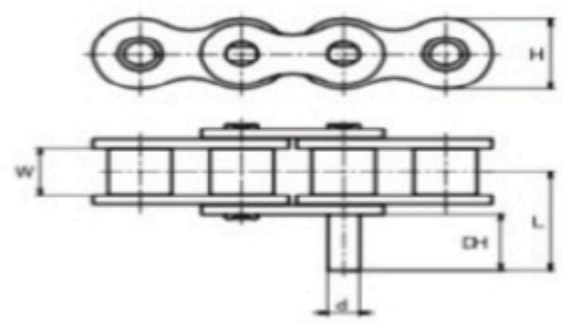

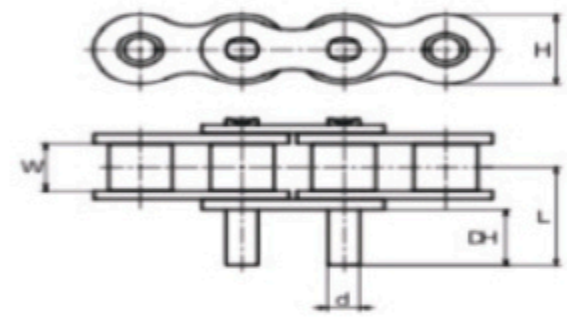

Unit: mm

ANSI MÃ XÍCH ANSI	Pitch/ Bước xích	Inner Width /Chiều rộng trong của má trong	Đường kính con lăn/ Roller Diameter	Pin Diameter /Đường kính chốt	Width between outer plate/ Khoảng cách bản má ngoài	Width between inner plates/ Khoảng cách bản má trong	Plate Thickness/ Độ dày bản má	Plate Height /Chiều cao bản má	Projected Pin Length/ Chiều dài phần chốt nhô ra	Total Pin Length/ Chiều dài tổng thể chốt	Weight per meter / Khối lượng (kg/m)		Number of Links per Meter/ ố mắt xích trên một mét
	P	W	D	d	A	B	T	H	DH	L	D-1	D-3	
35	9.525	4.78	5.08	3.59	5.77	7.28	1.25	8.8	9.52	14.5	0.0007	0.0014	320
40	12.7	7.95	7.95	3.97	8.07	9.48	1.5	11.7	9.52	16.6	0.0009	0.0018	240
50	15.875	9.53	10.16	5.09	10.17	11.63	2	14.6	11.91	20.9	0.0017	0.0034	192
60	19.05	12.7	11.91	5.96	12.7	14.2	2.4	17.5	14.27	25.6	0.0034	0.006	160
80	25.4	15.88	15.88	7.94	16.15	19.25	3.2	23	19.05	33.6	0.007	0.014	120
100	31.75	19.05	19.05	9.54	20.1	23.05	4	28.9	23.83	41.6	0.012	0.024	96
120	38.1	25.4	22.23	11.11	25.2	28.6	4.8	35	28.58	51.2	0.02	0.04	80
140	44.45	25.4	25.4	12.71	27.3	31.3	5.6	40.7	33.32	57.6	0.03	0.06	68
160	50.8	31.75	28.58	14.29	32.45	37.15	6.4	46.7	38.1	67.3	0.044	0.08	60

Hollow Pin Chain

Xích Chốt Rỗng

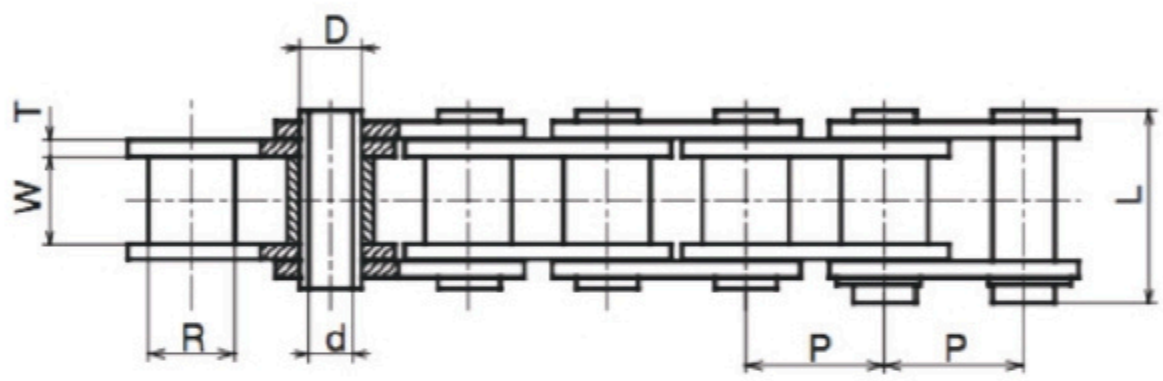

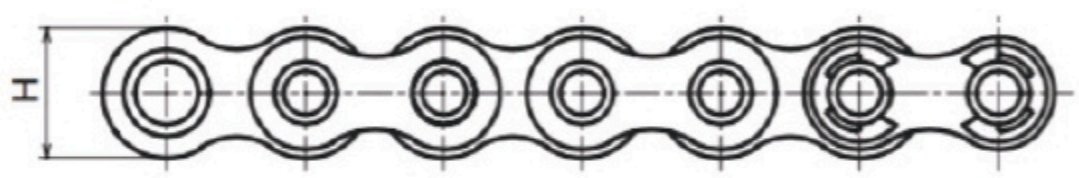

Unit: mm

ANSI	Pitch/ Bước xích	Plate Radius /Bán kính bo của má xích	Inner Width /Chiều rộng trong con lăn	Inner Plate Thickness/ Độ dày má trong	Plate Height /Chiều cao má xích	Roller Diameter/ Đường kính con lăn	Pin Diameter /Đường kính chốt	Pin Length/ Chiều dài chốt	Lực kéo trung bình (kN)	Tải trọng max (kN)	Khối lượng (kg/m
	P	R	W	T	H	D	d	L			
40HP	12.7	7.92	7.95	1.5	11.7	5.68	4	17.5	13.2	1.77	0.51
50HP	15.875	10.16	9.53	2	14.6	7.24	5.12	22	20.6	3.14	0.83
60HP	19.05	11.91	12.7	2.4	17.5	8.37	5.99	27.2	31.4	4.22	1.24
80HP	25.4	15.88	15.88	3.2	23	11.24	8.02	34.1	53	7.65	2.32

Leaf chain - LL Series (Light Duty)

Xích lá - Dòng LL (tải nhẹ)

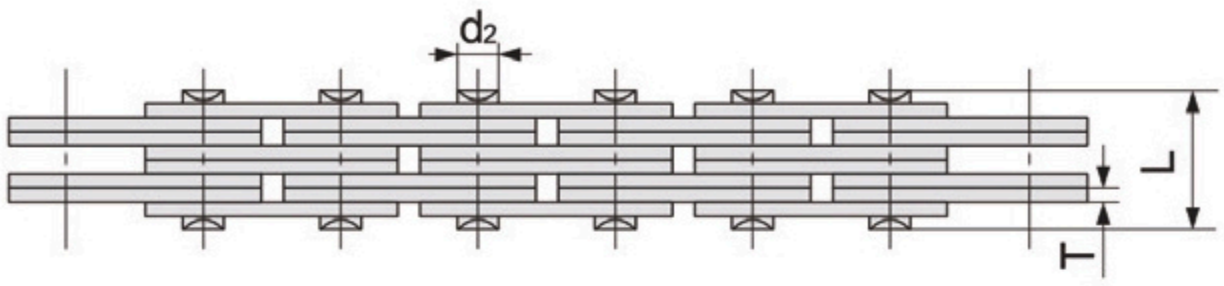

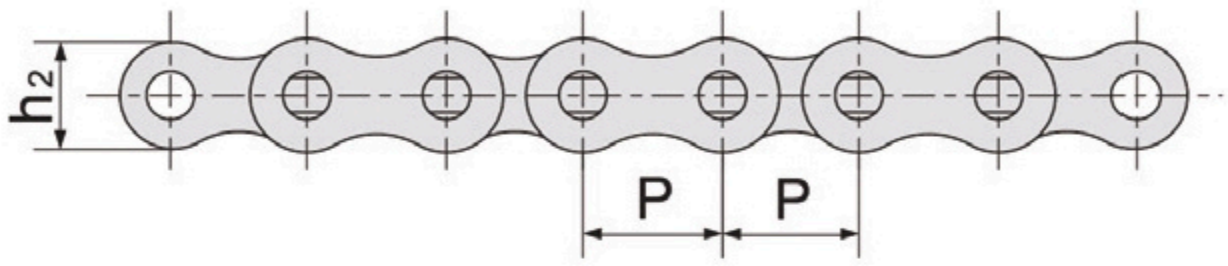

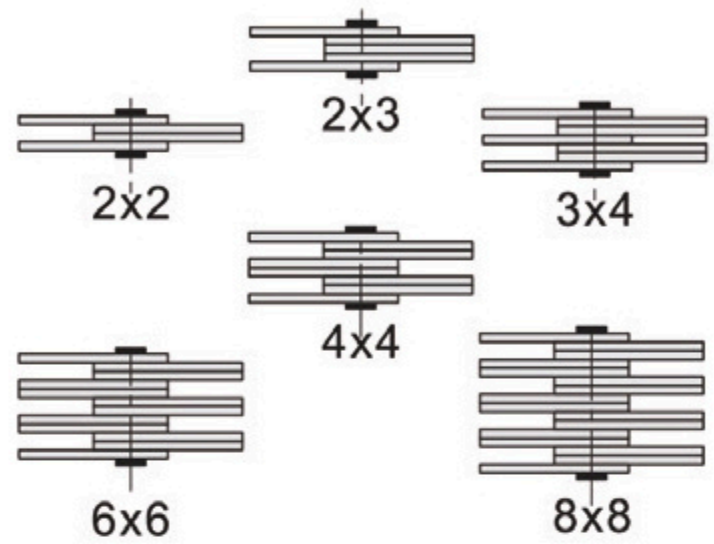

Unit: mm

CHAIN NO. MÃ XÍCH	Pitch Bước xích	Plate Má xích			Pin Chốt xích		Approx unit weight Khối lượng (Kg/m)
	P	Structure Kết cấu	T	h2	d2	L	
LL 0822	12.7	2×2	1.55	10.6	4.45	7.6	0.41
LL 0844	12.7	4×4	1.55	10.6	4.45	13.0	0.69
LL 0866	12.7	6×6	1.55	10.6	4.45	18.2	0.97
LL 1022	15.875	2×2	1.65	13.07	5.08	9.2	0.59
LL 1044	15.875	4×4	1.65	13.07	5.08	15.8	1.13
LL 1066	15.875	6×6	1.65	13.07	5.08	22.1	1.67
LL 1222	19.05	2×2	1.90	16.0	5.72	10.4	0.64
LL 1244	19.05	4×4	1.90	16.0	5.72	17.9	1.26
LL 1266	19.05	6×6	1.90	16.0	5.72	25.4	1.88
LL 1622	25.4	4x4	3.2	21.0	8.28	17.2	1.52
LL 1644	25.4	6×6	3.2	21.0	8.28	29.6	12.98
LL 1666	25.4	6×6	3.2	21.0	8.28	42.4	4.44
LL 2022	31.75	2×2	3.7	26.4	10.19	20.1	2.33
LL 2044	31.75	4×4	3.7	26.4	10.19	33.8	4.56
LL 2066	31.75	6×6	3.7	26.4	10.19	50.1	6.79
LL 2422	38.1	2×2	5.2	33.4	14.63	28.4	4.47
LL 2444	38.1	4×4	5.2	33.4	14.63	46.3	8.67
LL 2466	38.1	6×6	5.2	33.4	14.63	66.4	12.87
LL 2822	44.45	2×2	6.0	37.8	15.09	32.2	5.10

LL 2844	44.45	4×4	6.0	37.8	15.09	56.4	9.90
LL 2866	44.45	6×6	6.0	37.8	15.09	80.6	14.60
LL 3222	50.8	2×2	6.45	42.0	17.81	33.2	6.20
LL 3244	50.8	4×4	6.45	42.0	17.81	56.7	12.30
LL 3266	50.8	6×6	6.45	42.0	17.81	81.6	18.30

Type-A Leaf Chain (Standard Series)

Xích lá loại A (dòng tiêu chuẩn)

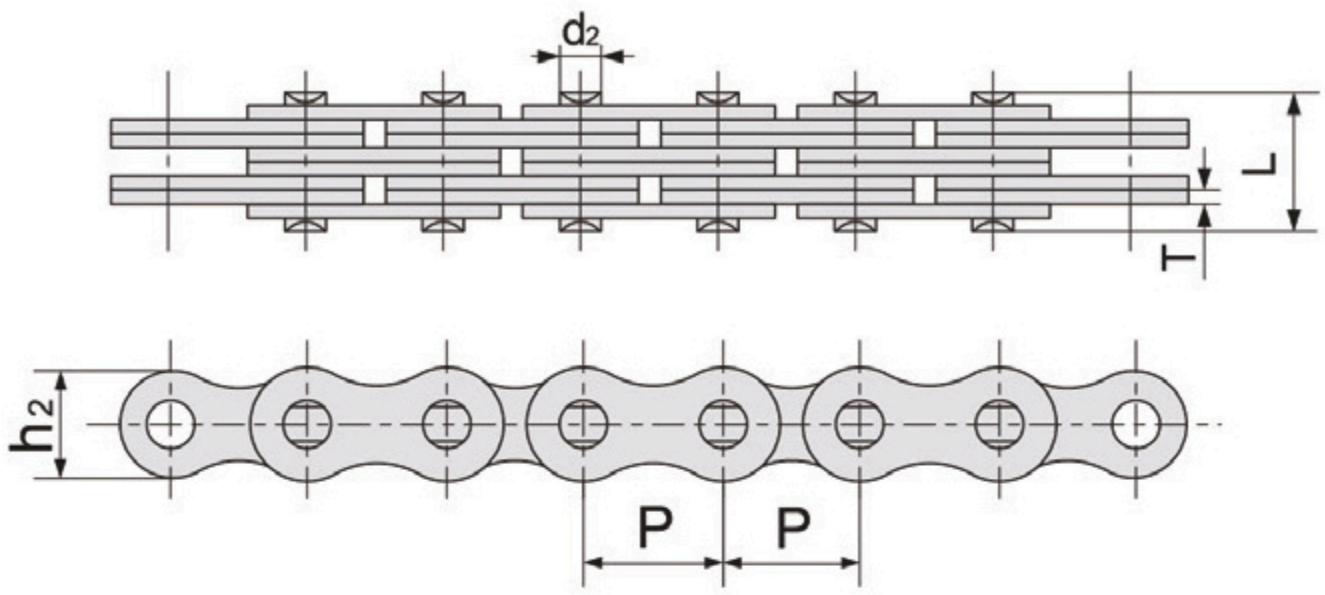

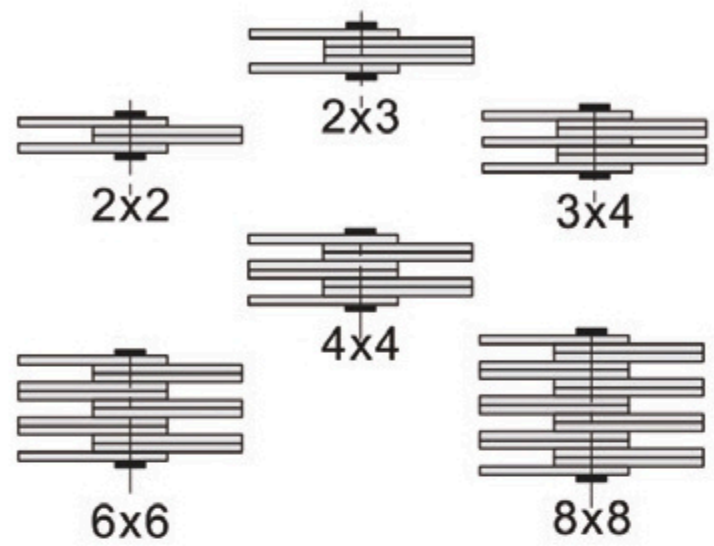

Unit: mm

CHAIN NO. MÃ XÍCH	Pitch Bước xích	Plate Má xích			Pin Chốt xích		Min tensile strength Độ bền kéo tối thiểu (KN)	Average tensile strength Độ bền kéo trung bình (KN)	Approx unit weight Khối lượng (Kg/m)
	P	Structure Kết cấu	T	h2	d2	L	Q (KN)	Qo (KN)	
AL322	9.525	2x2	1.30	7.70	3.58	6.80	9.00	10.20	0.23
AL344	9.525	4x4	1.30	7.70	3.58	11.60	18.00	20.00	0.46
AL422	12.70	2x2	1.50	10.40	3.96	8.30	14.10	16.90	0.39
AL444	12.70	4x4	1.50	10.40	3.96	14.40	28.20	35.20	0.74
AL466	12.70	6x6	1.50	10.40	3.96	20.50	42.30	52.70	1.13
AL522	15.875	2x2	2.00	12.80	5.80	11.05	22.00	27.50	0.64
AL534	15.875	3x4	2.00	12.80	5.80	17.00	33.00	46.00	1.10
AL544	15.875	4x4	2.00	12.80	5.80	19.40	44.00	55.00	1.25
AL566	15.875	6x6	2.00	12.80	5.80	27.50	66.00	82.50	1.79
AL622	19.05	2x2	2.40	15.60	5.94	13.00	37.00	44.40	0.86
AL644	19.05	4x4	2.40	15.60	5.94	22.70	63.70	78.80	1.76
AL666	19.05	6x6	2.40	15.60	5.94	32.20	100.10	118.60	2.60
AL688	19.05	8x8	2.40	15.60	5.94	42.20	133.40	156.60	3.49
AL822	25.40	2x2	3.20	20.50	7.92	16.00	56.70	68.60	1.54
AL844	25.40	4x4	3.20	20.50	7.92	29.40	113.40	135.60	3.00
AL866	25.40	6x6	3.20	20.50	7.92	44.20	170.00	202.30	4.46
AL1022	31.75	2x2	4.00	25.60	9.53	19.60	88.50	107.10	2.37
AL1044	31.75	4x4	4.00	25.60	9.53	36.40	177.00	203.60	4.68

AL1066	31.75	6x6	4.00	25.60	9.53	52.30	265.00	315.30	7.20
AL1088	31.75	8x8	4.00	25.60	9.53	68.50	354.00	421.20	9.94
AL1222	38.1	2x2	30.05	4.8	11.10	24.3	127.0	151.1	3.65
AL1244	38.1	4x4	30.05	4.8	11.10	43.8	254.0	299.7	7.05
AL1266	38.1	6x6	30.05	4.8	11.10	63.2	381.0	426.3	10.50
AL1288	38.1	8x8	30.05	4.8	11.10	82.6	508.0	568.4	14.03
AL1444	44.45	4x4	36.4	5.6	12.64	51.3	372.7	413.6	10.34
AL1466	44.45	6x6	36.4	5.6	12.64	74.56	559.0	620.4	15.16
AL1644	50.8	4x4	36.4	5.6	12.64	58.0	471.0	522.8	12.98
AL1666	50.8	6x6	36.4	5.6	12.64	83.8	706.0	783.6	19.76
AL1688	50.8	8x8	36.4	5.6	12.64	109.5	942.0	1045.5	25.47

Type - B Leaf Chain (Heavy series)

Xích Lá Loại B (Dòng Tải Nặng)

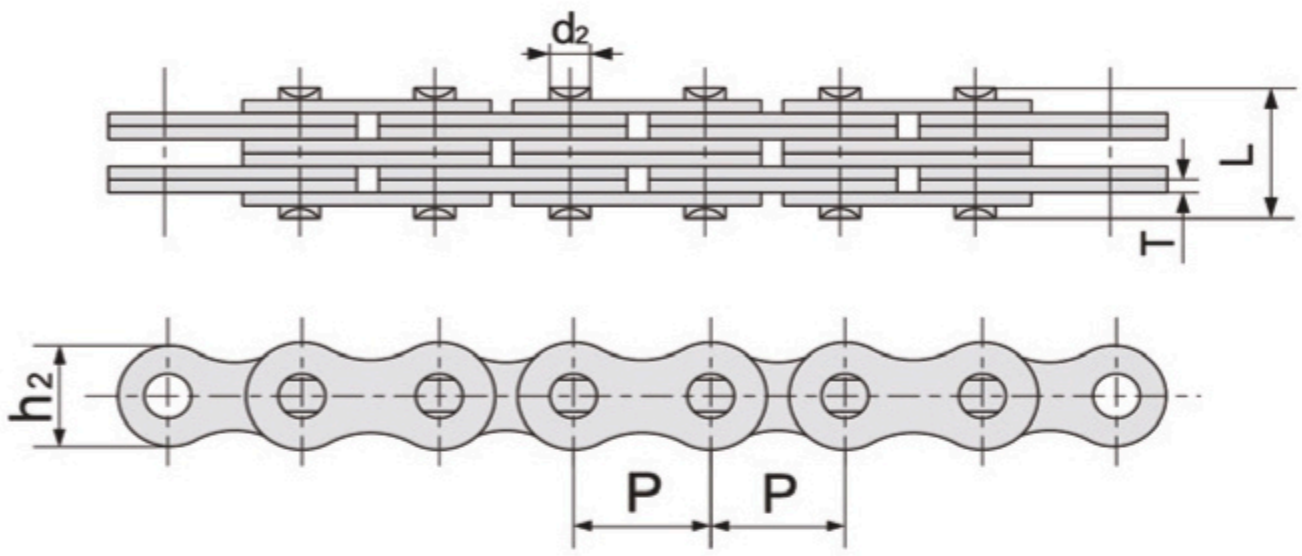

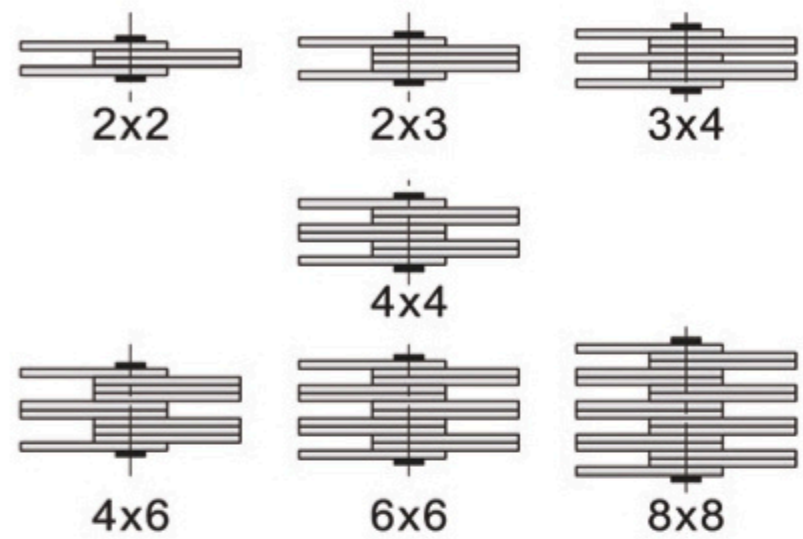

Unit: mm

CHAIN NO. MÃ XÍCH	Pitch Bước xích	Plate Má xích			Pin Chốt xích		Min tensile strength Độ bền kéo tối thiểu (KN)	Average tensile strength Độ bền kéo trung bình (KN)	Approx unit weight Khối lượng (Kg/m)
	P	Structure Kết cấu	T	h2	d2	L	Q (KN)	Qo (KN)	
BL422	12.7	2x2	2	12.07	5.09	11.05	22.2	27.76	0.68
BL423	12.7	2x3	2	12.07	5.09	13.16	22.2	27.76	0.84
BL434	12.7	3x4	2	12.07	5.09	17.4	33.4	41.4	1.13
BL444	12.7	4x4	2	12.07	5.09	19.51	44.5	56	1.28
BL446	12.7	4x6	2	12.07	5.09	23.75	44.5	56	1.65
BL466	12.70	6x6	2	12.07	5.09	27.99	66.7	81.7	1.96
BL488	12.70	8x8	2	12.07	5.09	36.45	89	109.4	2.61
BL522	15.875	2x2	2.4	15.09	5.96	12.90	33.4	43.1	1.07
BL523	15.875	2x3	2.4	15.09	5.96	15.37	33.4	43.1	1.27
BL534	15.875	3x4	2.4	15.09	5.96	20.32	48.9	65.6	1.69
BL544	15.875	4x4	2.4	15.09	5.96	22.78	66.7	84.5	1.89
BL546	15.875	4x6	2.4	15.09	5.96	27.74	66.7	84.5	2.4
BL566	15.875	6x6	2.4	15.09	5.96	32.18	100.1	125.1	2.8
BL588	15.875	8x8	2.4	15.09	5.96	42.57	133.4	169.5	3.72
BL622	19.05	2x2	3.2	18.11	7.94	17.37	48.9	63.6	1.68
BL623	19.05	2x3	3.2	18.11	7.94	20.73	48.9	63.6	2.04
BL634	19.05	3x4	3.2	18.11	7.94	27.43	75.6	102.8	2.83
BL644	19.05	4x4	3.2	18.11	7.94	30.78	97.9	120.9	3.18

BL646	19.05	4x6	3.2	18.11	7.94	37.49	97.9	120.9	4.01
BL666	19.05	6x6	3.2	18.11	7.94	44.2	146.8	190.8	4.73
BL688	19.05	8x8	3.2	18.11	7.94	57.61	195.7	238.8	6.29
BL822	25.4	2x2	4	24.13	9.54	21.34	84.5	108.2	2.59
BL823	25.4	2x3	4	24.13	9.54	25.48	84.5	108.2	3.2
BL834	25.4	3x4	4	24.13	9.54	33.76	129	170	4.44
BL844	25.40	4x4	4	24.13	9.54	37.90	169	214.6	5.04
BL846	25.4	4x6	4	24.13	9.54	46.18	169	214.6	6.32
BL866	25.4	6x6	4	24.13	9.54	54.46	253.6	324.5	7.54
BL888	25.4	8x8	4	24.13	9.54	71.02	338.1	432.7	10.03
BL1022	31.75	2x2	4.8	30.18	11.11	25.37	115.6	150.8	3.4
BL1023	31.75	2x3	4.8	30.18	11.11	30.33	115.6	150.8	4.3
BL1034	31.75	3x4	4.8	30.18	11.11	40.23	182.40	231.6	6
BL1044	31.75	4x4	4.8	30.18	11.11	45.19	231.3	291.4	6.9
BL1046	31.75	4x6	4.8	30.18	11.11	55.09	231.3	291.4	8.6
BL1066	31.75	6x6	4.8	30.18	11.11	65	347	430.3	10.3
BL1088	31.75	8x8	4.8	30.18	11.11	84.71	462.6	555.1	13.8
BL1222	38.1	2x2	5.77	36.2	12.71	29.62	151.2	192	4.6
BL1223	38.1	2x3	5.77	36.2	12.71	35.43	151.2	192	5.8
BL1234	38.1	3x4	5.77	36.2	12.71	47.07	244.6	315.9	8.1
BL1244	38.1	4x4	5.77	36.2	12.71	52.88	302.5	381.1	9.3
BL1246	39.1	4x6	5.77	36.2	12.71	64.52	302.5	381.1	11.6
BL1266	38.1	6x6	5.77	36.2	12.71	76.15	453.7	543.6	13.9
BL1288	38.1	8x8	5.77	36.2	12.71	99.42	605	726.0	18.6
BL1422	44.45	2×2	42.24	6.55	14.29	33.55	191.3	225.7	6.1
BL1423	44.45	3×3	42.24	6.55	14.29	40.16	191.3	225.7	7.6
BL1434	44.45	3×4	42.24	6.55	14.29	53.37	315.8	372.6	10.6
BL1444	44.45	4×4	42.24	6.55	14.29	59.97	382.6	451.2	12.2
BL1446	44.45	4×6	42.24	6.55	14.29	73.18	382.6	451.2	15.2
BL1466	44.45	6×6	42.24	6.55	14.29	86.39	578.3	682.4	18.2
BL1488	44.45	8×8	42.24	6.55	14.29	112.8	765.1	902.8	24.3
BL1622	50.8	2x2	48.26	7.52	17.46	39.01	289.1	341.1	8
BL1623	50.8	3×3	48.26	7.52	17.46	46.58	289.1	341.1	10
BL1634	50.8	3×4	48.26	7.52	17.46	61.72	440.4	519.6	14
BL1644	50.8	4×4	48.26	7.52	17.46	69.29	573.8	680.4	16
BL1646	50.8	4×6	48.26	7.52	17.46	84.43	578.3	680.4	20

BL1666	50.8	6×6	48.26	7.52	17.46	99.57	857.4	1000.7	24
BL1688	50.8	8×8	48.26	7.52	17.46	129.84	1156.5	1364.6	32
BL2022	63.5	2×2	60.33	9.91	23.81	51.74	433.7	511.7	15.8
BL2023	63.5	3×3	60.33	9.91	23.81	61.7	433.7	511.7	19.8
BL2034	63.5	3×4	60.33	9.91	23.81	81.61	649.4	766.2	27.7
BL2044	63.5	4×4	60.33	9.91	23.81	91.57	867.4	1023.5	31.6
BL2046	63.5	4×6	60.33	9.91	23.81	111.48	867.4	1023.5	39.5
BL2066	63.5	6×6	60.33	9.91	23.81	131.39	1301.1	1535.2	47.4
BL2088	63.5	8×8	60.33	9.91	23.81	171.22	1734.8	2046.5	63.2

25 Standard Sprocket

Nhông Tiêu Chuẩn 25

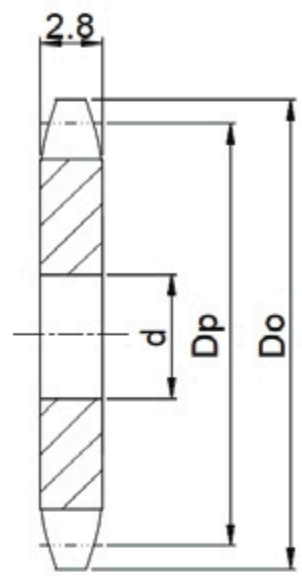

A type

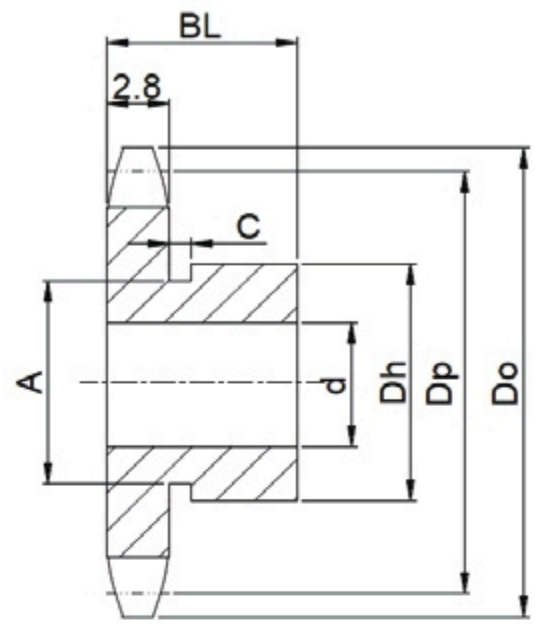

B type

No. of Teeth / Số răng	Flat plain sprocket A type			Single sprocket B type			
	Outside Diam / Đường kính ngoài Do	Pitch Diam / Đường kính vòng chia Dp	Bottom or Capliper Diam. / Đường kính chân răng	A	Dh / Đường kính gù	BL / Độ dày tổng	C
8	19	16.59	13.29	9	13	15	3
9	21	18.57	14.98	10	14	15	3
10	24	20.55	17.25	14	17	15	3
11	25	22.54	19.01	15	18	15	3
12	28	24.53	21.23	16	20	15	3
13	30	26.53	23.04	19	22	15	3
14	32	28.54	25.24	20	24	15	3
15	34	30.54	27.07	22	125	15	3
16	36	32.55	29.25	25		15	
17	38	34.56	31.11	25		15	
18	40	36.57	33.27	25		15	
19	42	38.58	35.15	28		15	
20	44	40.59	37.29	28		15	
21	46	42.61	39.19	28		15	
22	48	44.62	41.32	30		15	
23	50	46.63	43.23	30		15	
24	52	48.65	45.35	30		15	
25	54	50.66	47.26	35		15	
26	56	52.68	49.38	35		15	

27	58	54.7	51.31	35	15	
28	60	56.71	53.41	35	15	
29	62	58.73	55.35	35	15	
30	64	60.75	57.45	40	15	
31	66	62.77	59.39	40	20	
32	68	64.78	61.48	40	20	
33	70	66.8	63.43	40	20	
34	72	68.82	65.52	40	20	
35	74	70.84	67.47	40	20	
36	76	72.86	69.56	40	20	
37	78	74.88	71.51	40	20	
38	80	76.9	73.6	40	20	
39	82	78.91	75.55	40	20	
40	84	80.93	77.63	40	20	
41	87	82.95	79.59	50	20	
42	89	84.97	81.67	50	20	
43	91	86.99	83.63	50	20	
44	93	89.01	85.71	50	20	
45	95	91.03	87.68	50	20	
46	97	93.05	89.75	50	20	
47	99	95.07	91.72	50	20	
48	101	97.09	93.79	50	20	
49	103	99.11	95.76	50	20	
50	105	101.13	97.83	50	20	
51	107	103.15	99.8	50	20	
52	109	105.17	101.87	50	20	
53	111	107.19	103.84	50	20	
54	113	109.21	105.91	50	20	
55	115	111.23	107.88	50	20	
56	117	113.25	109.95	50	20	
57	119	115.27	111.93	50	20	
58	121	117.29	113.99	50	20	
59	123	119.31	115.97	50	20	
60	125	121.33	118.03	50	20	
61	127	123.35	120.01	50	30	
62	129	125.37	122.07	50	30	

63	131	127.39	124.05	50	30	
64	133	129.41	126.11	50	30	
65	135	131.43	128.1	50	30	
66	137	133.45	130.15	50	30	
67	139	135.47	132.14	50	30	
68	141	137.5	134.2	50	30	
69	143	139.52	136.18	50	30	
70	145	141.54	138.24	50	30	
71	147	143.56	140.22	50	30	
72	149	145.58	142.28	50	30	
73	151	147.6	144.26	50	30	
74	153	149.62	146.32	50	30	
75	155	151.64	148.31	50	30	
76	157	153.66	150.36	50	30	
77	159	155.68	152.35	50	30	
78	161	157.7	154.4	50	30	
79	163	159.72	156.39	50	30	

35 Standard Sprocket

Nhông Tiêu Chuẩn 35

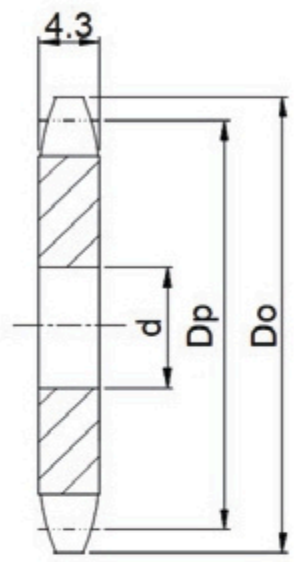

A type

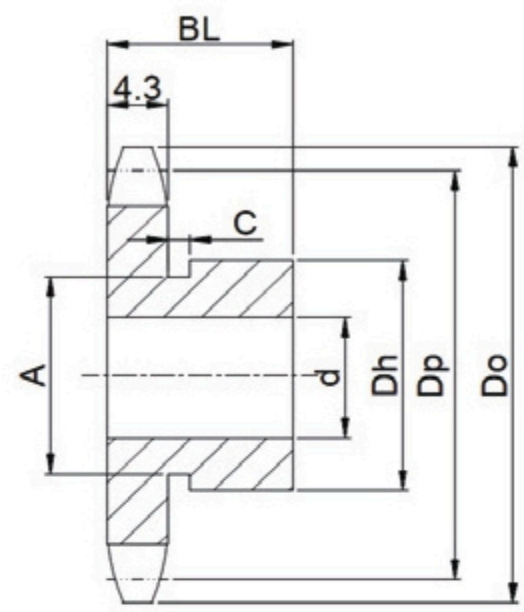

B type

No. of Teeth / Số răng	Flat plain sprocket A type			Single sprocket B type			
	Outside Diam / Đường kính ngoài Do	Pitch Diam / Đường kính vòng chia Dp	Bottom or Capliper Diam. / Đường kính chân răng	A	Dh / Đường kính gù	BL / Độ dày tổng	C
8	28	24.89	19.81	14	18	20	4
9	32	27.85	22.35	17	21	20	4
10	35	30.82	25.74	20	20	20	4
11	38	33.81	28.38	22	26	20	4
12	41	36.8	31.72	27	31	20	4
13	44	39.8	34.43	29	32	20	4
14	47	42.8	37.72	32		20	
15	51	45.81	40.48	35		20	
16	54	48.82	43.74	37		20	
17	57	51.84	46.54	41		20	
18	60	54.85	58.65	53		20	
19	72	66.93	61.85	56		20	
20	44	40.59	37.29	28		20	
21	46	42.61	39.19	28		20	
22	48	44.62	41.32	30		20	
23	75	69.95	64.71	60		20	
24	78	72.97	67.89	53		22	
25	81	76	70.77	53		22	
26	84	79.02	73.94	53		22	

27	87	82.05	76.83	53	15
28	90	85.07	79.99	53	15
29	93	88.1	82.89	53	15
30	96	91.12	86.04	53	15
31	99	94.15	88.95	53	22
32	102	97.18	92.1	53	22
33	105	100.2	95.01	53	22
34	109	103.23	98.15	53	22
35	112	106.26	101.07	53	22
36	115	109.29	104.21	53	22
37	118	118	107.13	63	25
38	121	115.34	110.26	63	25
39	124	118.37	113.2	63	25
40	127	121.4	116.32	63	25
41	130	124.43	119.26	63	25
42	133	127.46	122.38	63	25
43	136	130.49	125.32	63	25
44	139	133.52	128.44	63	25
45	142	136.55	140.56	63	25
46	145	139.58	134.5	63	25
47	148	142.61	137.45	63	25
48	151	145.64	140.56	63	25
49	154	148.67	143.51	63	25
50	157	151.69	146.61	63	25
51	160	154.72	149.57	63	25
52	163	157.75	152.67	63	25
53	166	160.78	155.63	63	25
54	169	163.82	158.74	63	25
55	172	166.85	161.7	63	25
56	175	169.88	164.8	63	25
57	178	172.91	167.76	63	25
58	181	175.94	170.86	63	25
59	184	178.97	173.82	63	25
60	187	182	176.92	63	25
61	190	185.03	179.89	63	25
62	194	188.06	182.98	63	25

63	197	191.09	185.95	63	25
64	200	194.12	189.04	63	25
65	203	197.15	192.01	68	25
66	206	200.18	195.1	68	25
67	209	203.21	198.08	68	25
68	212	206.24	201.16	68	25
69	215	209.27	204.14	68	25
70	218	212.3	207.22	68	25
71	221	215.34	210.2	68	25
72	224	218.37	213.29	68	25
73	227	221.4	216.27	68	25
74	230	224.43	219.35	68	25
75	233	227.46	222.33	68	25
76	236	230.49	225.41	68	25
77	239	233.52	228.39	68	25
78	242	236.55	231.47	68	25
79	245	239.58	234.46	68	25
80	248	242.61	237.53	68	25

40 Standard Sprocket

Nhông Tiêu Chuẩn 40

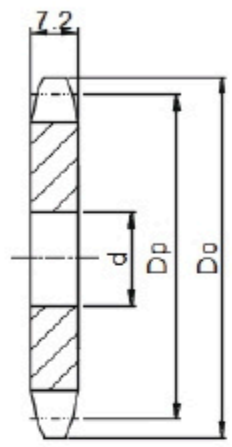

A type

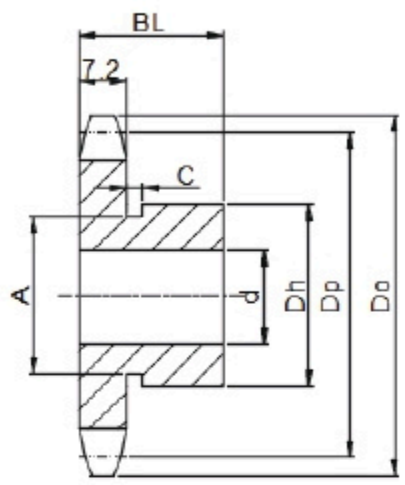

B type

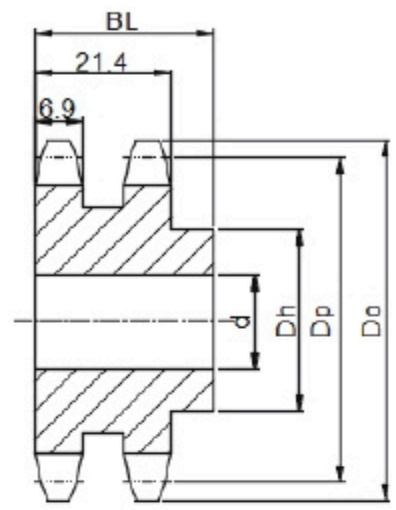

Double B type

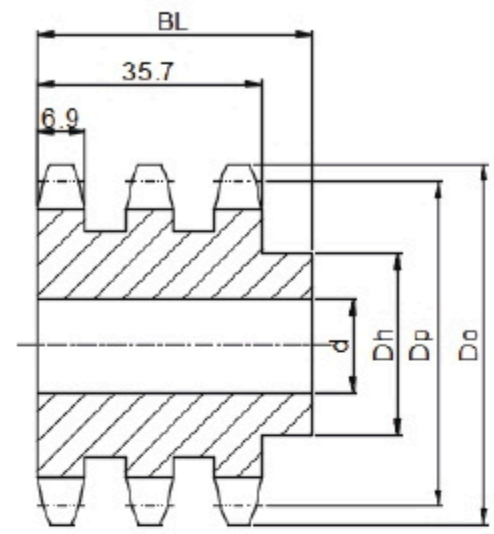

Triple B type

No. of Teeth / Số răng	Flat plain sprocket A type Nhông đĩa (TA)			Single sprocket B type Nhông đơn có gù 1 bên (TB)				Double sprocket B type Nhông đôi có gù 1 bên (TB2)		Triple sprocket B type Nhông ba có gù 1 bên (TB3)	
	Outside Diam / Đường kính ngoài Do	Pitch Diam / Đường kính vòng chia Dp	Bottom or Capliper Diam. / Đường kính chân răng	A	Dh/ Đường kính gù	BL / Độ dày tổng	C	Dh/ Đường kính gù	BL / Độ dày tổng	Dh/ Đường kính gù	BL / Độ dày tổng
8	38	33.19	25.24	20	24	22	5				
9	42	37.13	28.62	24	28	22	5				
10	46	41.1	33.15	27	32	22	5	28	35		
11	51	45.08	36.67	30	35	22	5	30	35	36.5	53.9
12	55	49.07	41.12	36	40	22	5	35	35	36.5	53.9
13	59	53.07	44.73	37		22		39	35	36.5	53.9
14	63	57.07	49.12	42		22		43	35	36.5	53.9
15	67	61.08	52.8	46		22		47	35	36.5	53.9
16	71	65.1	57.15	50		22		50	35	50.8	53.9
17	76	69.12	60.87	54		22		54	35	53.9	53.9
18	80	73.14	65.19	57		22		59	35	58.7	53.9
19	84	77.16	68.95	62		22		63	35	63.5	53.9
20	88	81.18	73.23	67		25		67	40	66.6	57.1
21	92	85.21	77.02	71		25		68	40	69.8	57.1
22	96	89.24	81.29	75		25		72	40	73	57.1
23	100	93.27	85.1	77		25		76	40	76.2	57.1

24	104	97.3	89.35	63	25		80	40	79.4	57.1
25	108	101.33	93.18	63	25		84	40	85.5	57.1
26	112	105.36	97.41	63	25		88	40	82.5	57.1
27	116	109.4	101.26	63	25		92	40	88.6	57.1
28	120	113.43	105.48	63	25		96	40	82.5	57.1
29	124	117.46	109.34	63	25		96	40	82.5	57.1
30	128	121.5	113.55	63	25		100	50	82.5	57.1
31	133	125.53	117.42	68	28		100	50	82.5	57.1
32	137	129.57	121.62	68	28		100	50	82.5	57.1
33	141	133.61	125.5	68	28		100	50	82.5	57.1
34	145	137.64	129.69	68	28		100	50	82.5	57.1
35	149	141.68	133.59	68	25		100	50	82.5	57.1
36	153	145.72	137.77	68	28		100	50	82.5	57.1
37	157	149.75	141.67	68	28		100	50		
38	161	153.79	145.84	68	28		100	50	95.2	60.3
39	165	157.83	149.75	68	28		100	50		
40	169	161.87	153.92	68	28		100	50	95.2	
41	173	165.91	157.83	73	32					
42	177	169.94	161.99	73	32		93	50		
43	181	173.98	165.92	73	32					
44	185	178.02	170.07	73	32					
45	189	182.06	174	73	32		93	50	95.2	60.3
46	193	186.1	178.15	73	32					
47	197	190.14	182.08	73	32					
48	201	194.18	186.23	73	32		93	50		
49	205	198.22	190.17	73	32					
50	209	202.26	194.31	73	32		93	50	95.2	60.3
51	214	206.3	198.25	73	32					
52	218	210.34	202.39	73	32		93	50		
53	222	214.38	206.34	73	32					
54	226	218.42	210.47	73	32					
55	230	230	214.42	73	32		93	50		
56	234	226.5	218.55	73	32					
57	238	230.54	222.5	73	32				95.2	60.3
58	242	234.58	226.63	73	32					
59	246	238.62	230.59	73	32					

60	250	242.66	234.71	73	32					
61	254	246.7	238.67	73	32					
62	258	250.74	242.79	73	32					
63	262	254.78	246.76	73	32					
64	266	258.83	250.88	73	32					
65	270	262.87	254.84	83	32		93	50		
66	274	266.91	258.96	83	32					
67	278	270.95	262.92	83	32					
68	282	274.99	267.04	83	32					
69	286	279.03	271.01	83	32					
70	290	283.07	275.12	83	32		93	50		
71	294	287.11	279.09	83	32					
72	298	291.15	283.2	83	32					
73	303	295.2	287.18	83	32					
74	307	299.24	291.29	83	32					
75	311	303.28	295.26	83	32					
76	315	307.32	299.37	83	32				120.6	88.9
77	319	311.36	303.35	83	32					
78	323	315.4	307.45	83	32					
79	327	319.44	311.43	83	32					
80	331	323.49	315.54	88	35					

50 Standard Sprocket

Nhông Tiêu Chuẩn 50

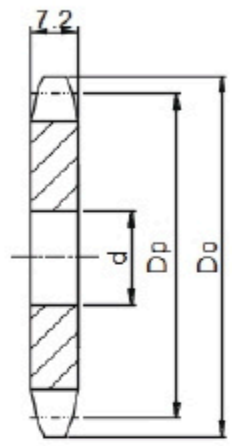

A type

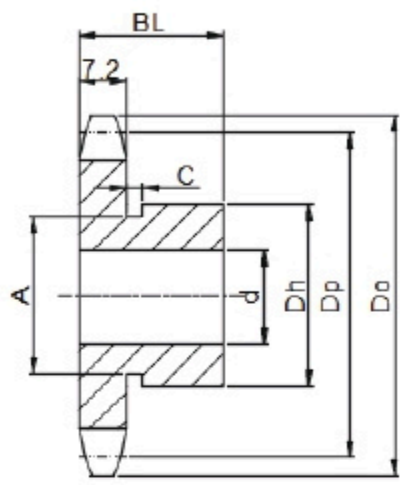

B type

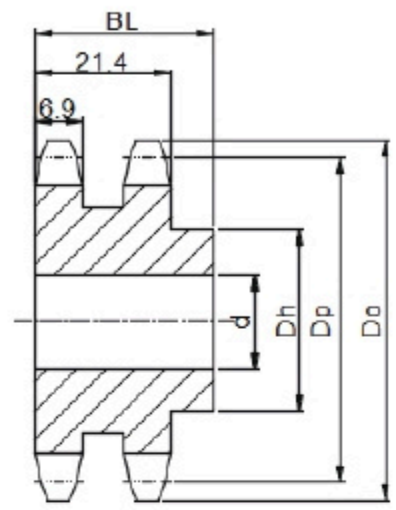

Double B type

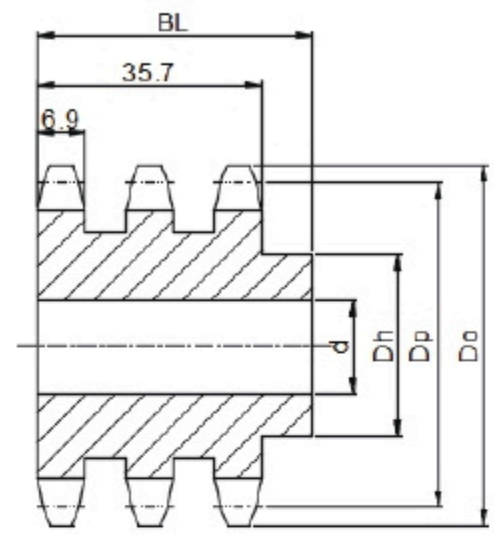

Triple B type

No. of Teeth / Số răng	Flat plain sprocket A type Nhông đĩa (TA)			Single sprocket B type Nhông đơn có gù 1 bên (TB)				Double sprocket B type Nhông đôi có gù 1 bên (TB2)		Triple sprocket B type Nhông ba có gù 1 bên (TB3)	
	Outside Diam / Đường kính ngoài Do	Pitch Diam / Đường kính vòng chia Dp	Bottom or Capliper Diam. / Đường kính chân răng	A	Dh/ Đường kính gù	BL / Độ dày tổng	C	Dh/ Đường kính gù	BL / Độ dày tổng	Dh/ Đường kính gù	BL / Độ dày tổng
8	48	41.48	31.32	25	30	25	6				
9	53	46.42	35.55	30	34	25	6				
10	58	51.37	41.21	34	40	25	6	35	40		
11	64	56.31	45.61	40	45	25	6	35	40	37.3	63.5
12	69	61.34	51.18	46	50	25	6	35	40	42.8	63.5
13	74	66.33	55.69	49	51	25	6	35	40	47.6	63.5
14	79	71.34	61.18	52		25	6	35	40	52.3	63.5
15	84	76.35	65.78	57		25	6	39	40	58.7	63.5
16	89	81.37	71.21	62		25	6	45	45	63.5	63.5
17	94	86.39	75.87	67		25	6	45	45	68.2	63.5
18	100	91.42	81.26	72		28		50	45	74.6	63.5
19	105	96.45	85.96	73		28		50	45	79.3	63.5
20	110	101.48	91.32	73		28		45	45	82.5	66.6
21	115	106.51	96.06	73		28		45	45	88.9	66.6
22	120	111.55	101.39	73		28		50	50	90.4	66.6
23	125	116.59	106.15	73		28		50	50	92	66.6

24	130	121.62	111.46	73	28		50	50	92	66.6
25	135	126.66	116.25	73	28		105	50	92	66.6
26	140	131.7	121.54	73	28		105	50	95.2	66.6
27	145	136.74	126.35	73	28		105	50	95.2	66.6
28	150	141.79	131.43	73	28		105	50	95.2	66.6
29	155	146.83	136.45	73	28		110	50	95.2	66.6
30	161	151.87	141.71	73	28		120	50	95.2	66.6
31	166	156.92	146.56	73	28		120	50	95.2	66.6
32	171	161.96	151.8	73	28		120	50	95.2	66.6
33	176	167.01	156.66	73	28		120	50	95.2	66.6
34	181	172.05	161.89	73	28		120	50	95.2	66.6
35	186	177.1	166.76	73	28		117	50	101.6	66.6
36	191	182.15	171.99	83	35		117	50	101.6	66.6
37	196	187.19	176.86	83	35				101.6	69.8
38	201	192.24	182.08	83	35		117	50	101.6	69.8
39	206	197.29	186.97	83	35				101.6	69.8
40	211	202.33	192.17	83	35		117	50	101.6	69.8
41	216	207.38	197.07	83	35					
42	221	212.43	202.27	83	35		98	56	101.6	69.8
43	226	217.48	207.17	83	35					
44	231	222.53	212.37	83	35					
45	237	227.58	217.28	83	35		98	56	101.6	69.8
46	242	232.63	232.63	83	35					
47	247	237.68	227.38	83	35					
48	252	242.73	232.57	83	35		98	56	101.6	79.3
49	257	247.78	237.49	83	35					
50	262	252.82	242.66	83	35		98	56	101.6	79.3
51	267	257.87	247.59	83	83					
52	272	262.92	252.76	83	35					
53	277	267.97	257.7	83	35					
54	282	273.03	262.87	83	35		98	63		
55	287	278.08	267.8	83	35					
56	292	283.13	272.97	83	35					
57	297	288.18	277.91	83	35					
58	302	293.23	283.07	83	35					
59	307	298.28	288.01	83	35					

60	312	303.33	293.17	83	35		98	63	114.3	79.3
61	317	308.38	298.12	83	35					
62	323	313.43	303.27	83	35					
63	328	318.48	308.22	83	35					
64	333	323.53	313.37	83	35					
65	338	328.58	318.33	93	40		98	98		
66	343	333.64	323.48	93	40					
67	348	338.69	328.43	93	40					
68	353	343.74	333.58	93	40					
69	358	348.79	338.54	93	40					
70	363	353.84	343.68	93	40		98	63		
71	368	358.89	348.64	93	40					
72	373	363.94	353.78	93	40					
73	378	369	358.75	93	40					
74	383	374.05	363.89	93	40					
75	388	379.1	368.86	93	40					
76	393	384.15	373.99	93	40				120.6	88.9
77	398	389.2	378.96	93	40					
78	403	394.25	384.09	93	40					
79	409	399.31	389.07	93	40					
80	414	404.36	394.2	98	45					

60 Standard Sprocket

Nhông Tiêu Chuẩn 60

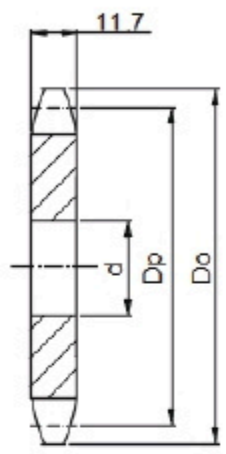

A type

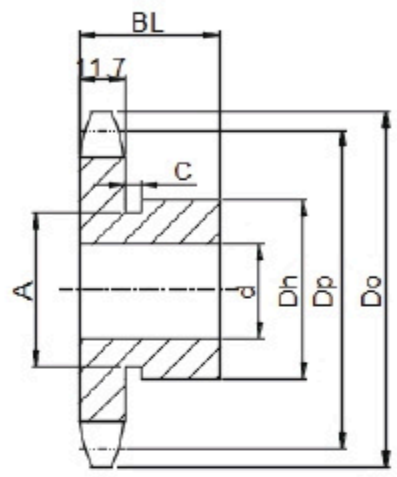

B type

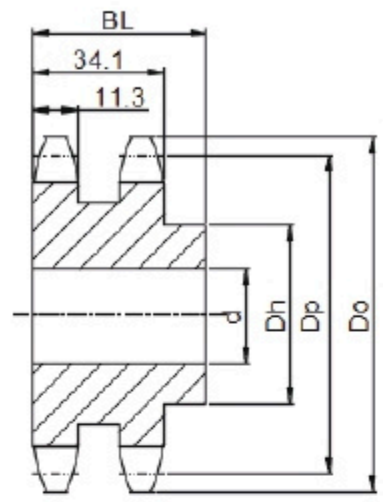

Double B type

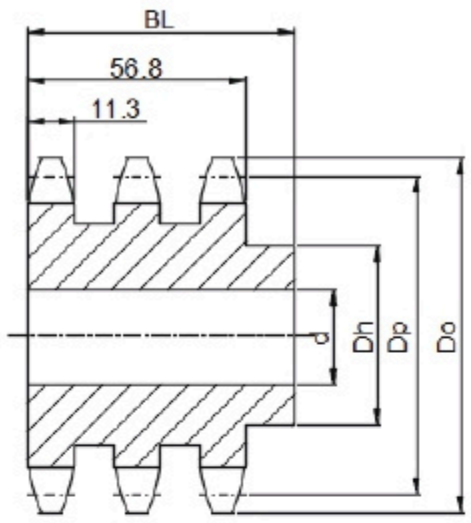

Triple B type

No. of Teeth / Số răng	Flat plain sprocket A type Nhông đĩa (TA)			Single sprocket B type Nhông đơn có gù 1 bên (TB)				Double sprocket B type Nhông đôi có gù 1 bên (TB2)		Triple sprocket B type Nhông ba có gù 1 bên (TB3)	
	Outside Diam / Đường kính ngoài Do	Pitch Diam / Đường kính vòng chia Dp	Bottom or Capliper Diam. / Đường kính chân răng	A	Dh/ Đường kính gù	BL / Độ dày tổng	C	Dh/ Đường kính gù	BL / Độ dày tổng	Dh/ Đường kính gù	BL / Độ dày tổng
8	57	49.78	37.87	32	36	32	7				
9	64	55.7	42.94	36	42	32	7				
10	70	61.65	49.74	44	49	32	7	50	50		
11	76	67.62	55.02	45	51	32	7	50	50	46	76.2
12	83	73.6	61.69	51		32		50	50	53.9	76.2
13	89	79.6	67.11	57		32		54	54	53.9	76.2
14	95	76.2	73.7	62		32		60	54	63.5	76.2
15	101	91.63	79.21	68		32		60	56	71.4	76.2
16	107	97.65	85.74	73		32		66	56	76.2	76.2
17	113	103.67	91.32	73		32		66	56	82.5	76.2
18	119	109.7	97.79	83		40		66	56	88.9	76.2
19	126	115.74	103.43	83		40		66	56	93.6	76.2
20	132	121.78	109.87	83		40		100	56	98.4	76.2
21	138	127.82	115.55	83		40		100	56	104.7	76.2
22	144	133.86	121.95	83		40		100	56	107.9	76.2
23	150	139.9	127.67	83		40		120	56	107.9	76.2

24	156	145.95	134.04	83	40		120	56	107.9	76.2
25	162	151.99	139.78	83	40		120	56	107.9	76.2
26	168	158.04	146.13	83	40		120	56	107.9	76.2
27	174	164.09	151.91	83	40		120	56	107.9	76.2
28	181	170.14	158.23	83	40		120	56	107.9	76.2
29	187	176.19	164.03	83	40		120	56	107.9	76.2
30	193	182.25	182.25	83	40		120	56	107.9	76.2
31	199	188.3	176.15	83	40		127	56	107.9	76.2
32	205	194.35	182.44	83	40		127	56	114.3	76.2
33	211	200.41	182.27	83	40		127	56	114.3	76.2
34	217	206.46	194.55	83	40		127	56	114.3	76.2
35	224	212.52	200.39	83	40		127	56	114.3	82.5
36	229	218.57	206.66	83	40		127	56	114.3	82.5
37	235	224.63	212.52	83	40				114.3	82.5
38	241	230.69	218.78	83	40		96	56	114.3	82.5
39	247	236.74	224.64	83	40				114.3	82.5
40	253	242.8	230.89	83	40		96	56	120.6	82.5
41	260	248.86	236.77	93	45					
42	266	254.92	243.01	93	45		107	71	120.6	69.8
43	272	260.98	248.89	93	45					
44	278	267.03	255.12	93	45					
45	284	273.09	261.02	93	45		107	71	120.6	88.9
46	290	279.15	267.24	93	45					
47	296	285.21	273.14	93	45					
48	302	297.27	232.57	93	35		107	71	120.6	88.9
49	308	297.33	285.27	93	45					
50	314	303.39	291.48	93	45		107	71	120.6	88.9
51	320	309.45	297.39	93	45					
52	326	315.51	303.6	93	45					
53	332	321.57	309.52	93	45					
54	339	327.63	315.72	93	45		107	71		
55	345	333.69	321.64	93	45					
56	351	339.75	327.84	93	45					
57	357	345.81	333.77	93	45					
58	363	351.87	339.96	93	45					
59	369	357.93	345.9	93	45					

60	375	363.99	352.08	93	45		107	71		
61	381	370.06	358.02	93	45					
62	387	376.12	364.21	93	45					
63	393	382.18	370.15	93	45					
64	399	388.24	376.33	93	45					
65	405	394.3	394.3	107	45		107	71		
66	411	400.36	388.45	107	45					
67	417	406.42	394.4	107	45					
68	423	412.49	400.58	107	45					
69	430	418.55	406.53	107	45					
70	436	424.61	412.7	107	45		107	71		
71	442	430.67	418.66	107	45					
72	448	436.73	424.82	107	45					
73	454	442.79	430.78	107	45					
74	460	448.86	436.95	107	45					
75	466	454.92	442.91	107	45					
76	472	460.98	449.07	117	50					
77	478	467.04	455.04	117	50					
42	484	473.1	461.19	117	50					
43	490	479.17	467.16	117	50					

80 Standard Sprocket

Nhông Tiêu Chuẩn 80

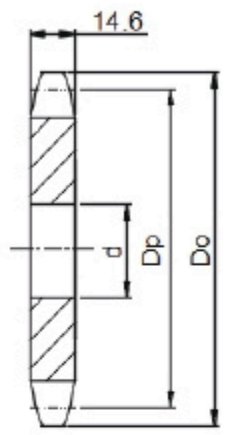

A type

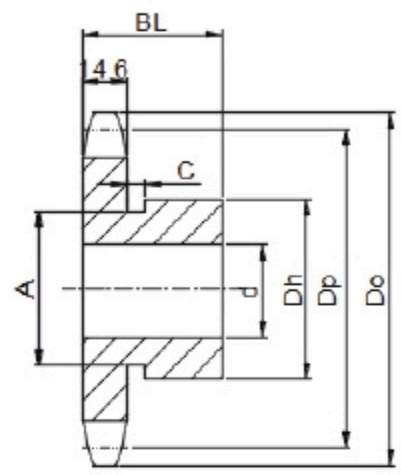

B type

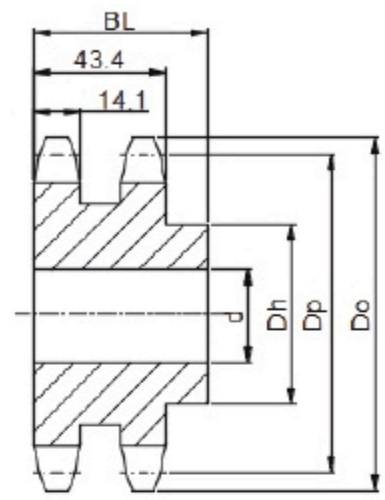

Double B type

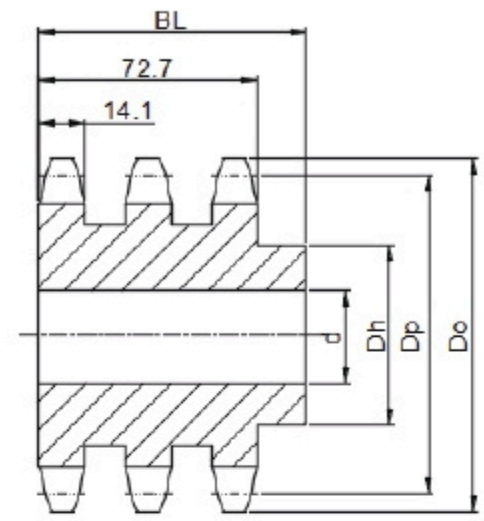

Triple B type

No. of Teeth / Số răng	Flat plain sprocket A type Nhông đĩa (TA)			Single sprocket B type Nhông đơn có gù 1 bên (TB)				Double sprocket B type Nhông đôi có gù 1 bên (TB2)		Triple sprocket B type Nhông ba có gù 1 bên (TB3)	
	Outside Diam / Đường kính ngoài Do	Pitch Diam / Đường kính vòng chia Dp	Bottom or Capliper Diam. / Đường kính chân răng	A	Dh/ Đường kính gù	BL / Độ dày tổng	C	Dh/ Đường kính gù	BL / Độ dày tổng	Dh/ Đường kính gù	BL / Độ dày tổng
8	76	66.37	50.49	40	50	40	8				
9	85	74.26	57.26	50	56	40	8			57.1	85.7
10	93	82.2	66.32	55	61	40	8	58	63	65	85.7
11	102	90.16	73.36	60		40		60	63	63.5	92
12	110	98.14	82.26	67		40		66	63	72.2	92
13	118	106.14	89.48	77		40		69	63	88.1	92
14	127	114.15	98.27	77		40		80	63	88.1	92
15	135	122.17	105.62	93		40		95	63	96.4	92
16	143	130.2	114.32	93		40		100	71	101.6	92
17	151	138.23	121.76	93		40		100	71	112	98.4
18	159	146.27	130.39	93		40		120	71	120.2	98.4
19	167	154.32	137.91	93		40		120	71	127	98.4
20	176	162.37	146.49	93		40		130	71	127	98.4
21	184	170.42	154.06	93		40		130	71	127	98.4
22	192	178.48	162.6	107		40		117	80	127	98.4
23	200	186.54	170.22	107		45		117	80	127	98.4

24	208	194.6	178.72	107	45		117	80	133.5	98.4
25	216	202.66	186.38	107	45		117	80	133.5	98.4
26	224	210.72	194.84	107	45		117	80	133.5	98.4
27	233	218.79	202.54	107	45				146	98.4
28	241	226.86	210.98	107	45		117	80	146	98.4
29	249	234.93	218.7	107	45				146	98.4
30	257	243	227.12	107	45		117	80	146	107.9
31	265	251.07	234.86	107	45				146	107.9
32	273	259.14	243.26	107	45		117	80	146	107.9
33	281	267.21	251.03	107	45				146	107.9
34	289	275.28	259.4	107	45				146	107.9
35	297	283.36	267.19	107	45				146	107.9
36	306	291.43	275.55	117	50		117	80	146	107.9
37	314	299.51	283.36	117	50				146	107.9
38	322	307.58	291.7	117	50		117	80	146	107.9
39	330	315.66	299.52	117	50				146	107.9
40	338	323.74	307.86	117	50		127	90	146	107.9
41	346	331.81	315.69	117	50					
42	354	339.89	324.01	117	50		127	90	152.4	114.3
43	362	347.97	331.86	117	50					
44	370	356.05	340.17	117	50					
45	378	364.12	348.02	117	50		127	90	152.4	114.3
46	387	372.2	356.32	117	50					
47	395	380.28	364.19	117	50					
48	403	388.36	372.48	117	50		127	90	152.4	114.3
49	411	396.44	380.36	117	50					
50	419	404.52	388.64	117	50		127	90		
51	427	412.6	396.52	117	50					
52	435	420.68	404.8	117	50					
53	443	428.76	412.69	117	50					
54	451	436.84	420.96	117	50		127	90		
55	459	444.92	428.86	117	50					
56	468	453	437.12	117	50					
57	476	461.08	445.03	117	50					
58	484	469.16	453.28	93	45					
59	492	477.24	461.2	93	45					

60	500	485.33	469.45	117	50		127	90		
61	508	493.41	477.36	127	50					
62	516	501.49	485.61	127	50					
63	524	509.57	493.53	127	50					
64	532	517.65	501.77	127	50					
65	540	525.73	509.7	127	63		127	90		
66	548	533.82	517.94	517.94	63		127	90		
67	557	541.9	525.87	127	63					
68	565	549.98	534.1	127	63		127	90		
69	573	558.06	542.04	127	63					
70	581	566.15	550.27	127	63		127	90		
71	589	574.23	267.19	127	63					
72	597	582.31	566.43	127	63					
73	605	590.39	574.38	127	63					
74	613	598.48	582.6	127	63					
75	621	606.56	590.54	127	63					
76	629	614.64	598.76	127	63					
77	637	622.72	606.71	127	63					
78	646	630.81	614.93	127	63					
79	662	646.97	631.09	137	71					

100 Standard Sprocket

Nhông Tiêu Chuẩn 100

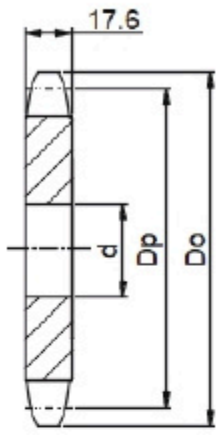

A type

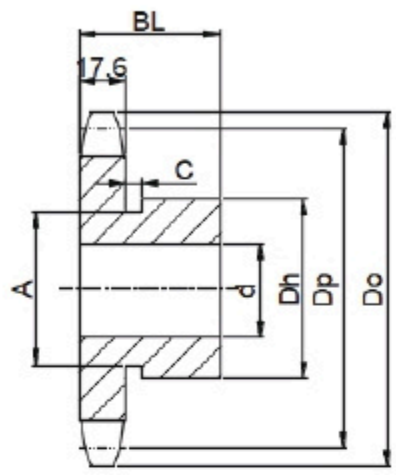

B type

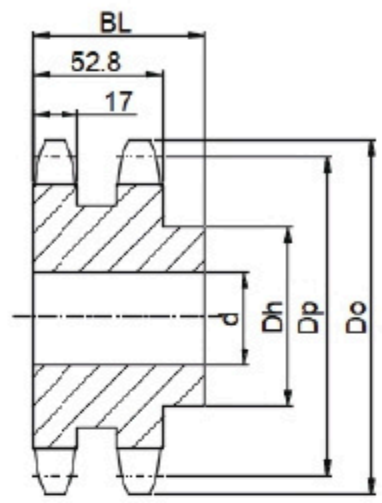

Double B type

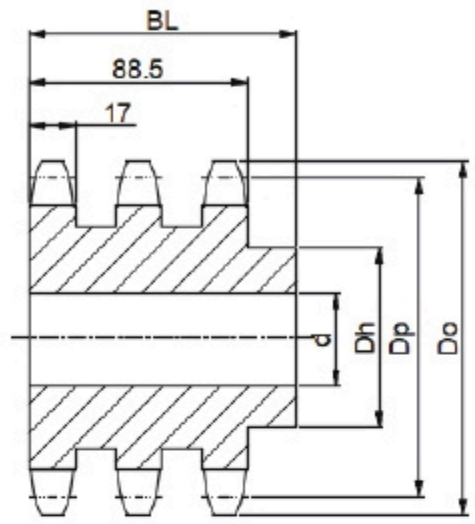

Triple B type

No. of Teeth / Số răng	Flat plain sprocket A type Nhông đĩa (TA)			Single sprocket B type Nhông đơn có gù 1 bên (TB)				Double sprocket B type Nhông đôi có gù 1 bên (TB2)		Triple sprocket B type Nhông ba có gù 1 bên (TB3)	
	Outside Diam / Đường kính ngoài Do	Pitch Diam / Đường kính vòng chia Dp	Bottom or Capliper Diam. / Đường kính chân răng	A	Dh/ Đường kính gù	BL / Độ dày tổng	C	Dh/ Đường kính gù	BL / Độ dày tổng	Dh/ Đường kính gù	BL / Độ dày tổng
8	96	82.97	63.92	50	60	50	10				
9	106	92.83	73.37	52	70	50	10				
10	117	102.75	83.7	65	80	50	10	70	80		
11	127	112.7	92.5	75			50	80	80	79.3	107.9
12	138	122.67	103.62	86		50	50	90	80	85.7	107.9
13	148	132.67	112.65	94		50	50	100	80	96.8	107.9
14	158	142.68	123.63	98		50	50	110	80	106.3	107.9
15	168	152.71	132.82	98		50	50	120	90	117.4	114.3
16	179	162.75	143.7	98		50	50	130	90	127	114.3
17	189	172.79	153	107		50	50	30	90	133.3	114.3
18	199	182.84	163.79	107		50	50	130	90	133.3	120.6
19	209	192.9	173.19	107		50	50	130	90	139.7	120.6
20	220	202.96	183.91	107		50	50	130	90	139.7	120.6
21	230	213.03	193.38	107		50	50	130	90	139.7	120.6
22	240	223.1	204.05	117		56	56	127	90	139.7	120.6
23	250	233.17	213.58	117		56	56	127	90	146	120.6

24	260	243.25	224.2	117	56		137	90	146	120.6
25	270	253.32	233.77	117	56		137	90	146	120.6
26	281	263.41	244.36	117	56		137	90	146	120.6
27	291	273.49	253.98	117	56				146	120.6
28	301	283.57	264.52	117	56		137	90	146	120.6
29	311	293.66	274.18	117	56				146	120.6
30	321	303.75	284.7	117	56		137	90	146	120.6
31	331	313.83	294.38	117	56				146	120.6
32	341	323.92	304.87	117	56		137	90	146	120.6
33	352	334.01	314.59	117	56				146	120.6
34	362	344.1	325.05	117	56					
35	372	354.2	334.79	117	63		137	90	152.4	152.4
36	382	364.29	345.24	127	63		137	90	152.4	152.4
37	392	374.38	355	127	63					
38	402	384.48	365.43	127	63		137	90	152.4	152.4
38	412	394.57	375.2	127	63					
40	422	404.67	385.62	127	63		147	100		
41	433	414.77	395.41	127	63					
42	443	424.86	405.81	127	63		147	100		
43	453	434.96	415.62	127	63					
44	463	445.06	426.01	127	63					
45	473	455.15	435.83	127	63		147	100		
46	483	465.25	446.2	127	63					
47	493	475.35	456.04	127	63					
48	503	485.45	466.4	127	63		147	100		
49	514	495.55	476.25	127	63					
50	524	505.65	486.6	127	63		147	100		
51	534	515.75	496.45	127	63					
52	544	525.85	506.8	127	63					
53	554	535.95	516.66	127	63					
54	564	546.05	527	147	80		147	100		
55	574	556.15	536.87	147	80					
56	584	566.25	547.2	147	80					
57	595	576.35	557.08	147	80					
58	605	586.45	567.4	147	80					
59	615	596.56	577.29	147	80					

60	625	606.66	587.61	147	80		147	100		
61	635	616.76	597.5	147	80					
62	645	626.86	607.81	147	80					
63	655	636.96	617.72	147	80					
64	665	647.07	628.02	147	80					
65	675	657.17	637.93	147	80					
66	686	667.27	648.22	147	80					
67	696	677.37	658.14	147	80					
68	706	687.48	668.43	147	80					
69	716	697.58	678.35	147	80					
70	726	707.68	688.63	147	100					
71	736	717.78	698.56	147	100					
72	746	727.89	708.84	147	100					
73	756	737.99	718.77	147	100					
74	766	748.09	729.04	147	100					
75	777	758.2	738.98	147	100					
76	787	768.3	749.25	147	100					
77	797	778.4	759.19							
78	807	788.51	769.46							
79	817	798.61	779.4							
80	827	808.71	789.66							

120 Standard Sprocket

Nhông Tiêu Chuẩn 120

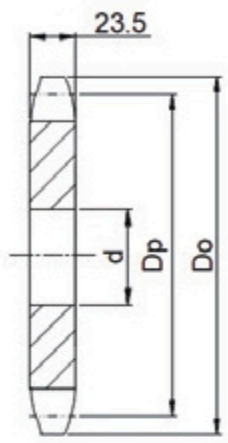

A type

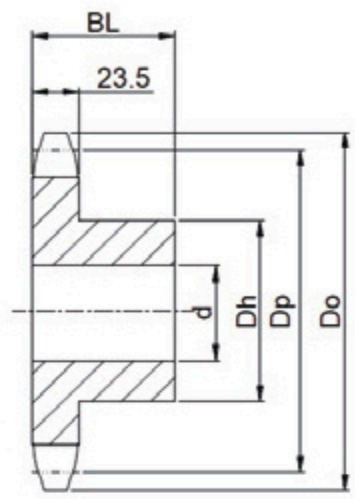

B type

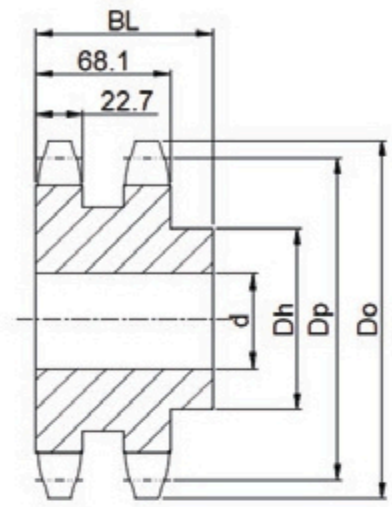

Double B type

No. of Teeth/ Số răng	Flat plain sprocket A type Nhông đĩa (TA)			Single sprocket B type Nhông đơn có gù 1 bên (TB)		Double sprocket B type Nhông đôi có gù 1 bên (TB2)	
	Outside Diam / Đường kính ngoài Do	Pitch Diam /Đường kính vòng chia Dp	Bottom or Capliper Diam. / Đường kính chân răng	Dh/ Đường kính gù	BL / Độ dày tổng	Dh/ Đường kính gù	BL / Độ dày tổng
8	115	99.56	77.33	60	56		
9	128	111.4	87.47	70	56		
10	140	123.29	101.06	78	56	80	100
11	153	135.23	111.63	91	56	100	100
12	165	147.21	124.98	98	56	110	100
13	177	159.2	135.81	98	56	115	100
14	190	171.22	148.99	107	56	120	100
15	202	183.25	160.02	117	63	120	100
16	214	195.29	173.06	117	63	140	100
17	227	207.35	184.23	117	63	140	100
18	239	219.41	197.18	117	63	150	100
19	251	231.48	208.46	117	63	150	100
20	263	243.55	221.32	127	63	150	100
21	276	255.63	232.69	127	63	150	100
22	288	267.72	245.49	127	63	103	147

23	300	279.8	256.92	127	63	103	147
24	312	291.9	269.67	127	63	110	157
25	324	303.99	281.16	127	63	110	157
26	337	316.09	293.86	127	63	110	157
27	349	328.19	305.4	127	63		
28	361	340.29	318.06	137	71	110	157
29	373	352.39	329.64	137	71		
30	385	364.49	342.26	137	71	110	157
31	398	376.6	353.89	137	71		
32	410	388.71	366.48	137	71	110	157
33	422	400.82	378.13	137	71		
34	434	412.93	390.7	137	71		
35	446	425.04	402.38	137	71	110	157
36	458	437.15	414.92	137	71	110	157
37	471	449.26	426.63	137	71		
38	483	461.37	439.14	137	71	110	157
39	495	473.49	450.87	137	71		
40	507	485.6	463.37	147	80	110	157
41	519	497.72	475.12	147	80		
42	531	509.83	487.6	147	80	110	157
43	543	521.95	499.37	147	80		
44	556	534.07	511.84	147	80		
45	568	546.19	523.62	147	80	110	157
46	580	558.3	536.07	147	80		
47	592	570.42	547.87	147	80		
48	604	582.54	560.31	147	80	110	157
49	616	594.66	572.12	147	80		
50	628	606.78	584.55	147	80	110	157
51	641	618.9	596.38	147	80		
52	653	631.02	608.79	147	80		
53	665	643.14	620.63	147	80		
54	677	655.26	633.03	147	100	110	157
55	689	667.38	644.88	147	100		
56	701	679.5	657.27	147	100		
57	713	691.62	669.13	147	100		
58	726	703.75	681.52	147	100		
59	738	715.87	693.38	147	100		

60	750	727.99	705.76	167	100	110	157
61	762	740.11	717.64				
62	774	752.23	730				
63	786	764.36	741.89				
64	798	776.48	754.25				
65	811	788.6	766.14				
66	823	800.72	778.49				
67	835	812.85	790.39				
68	847	824.97	802.74				
69	859	837.09	814.65				
70	871	849.22	826.99				
71	883	861.34	838.9				
72	895	873.46	851.23				
73	908	885.59	863.15				
74	920	897.71	875.48				
75	932	909.84	887.41				
76	944	921.96	899.73				
77	956	934.09	911.66				
78	968	946.21	923.98				
79	980	958.33	935.91				
80	993	970.46	948.23				

140 Standard Sprocket

Nhông Tiêu Chuẩn 140

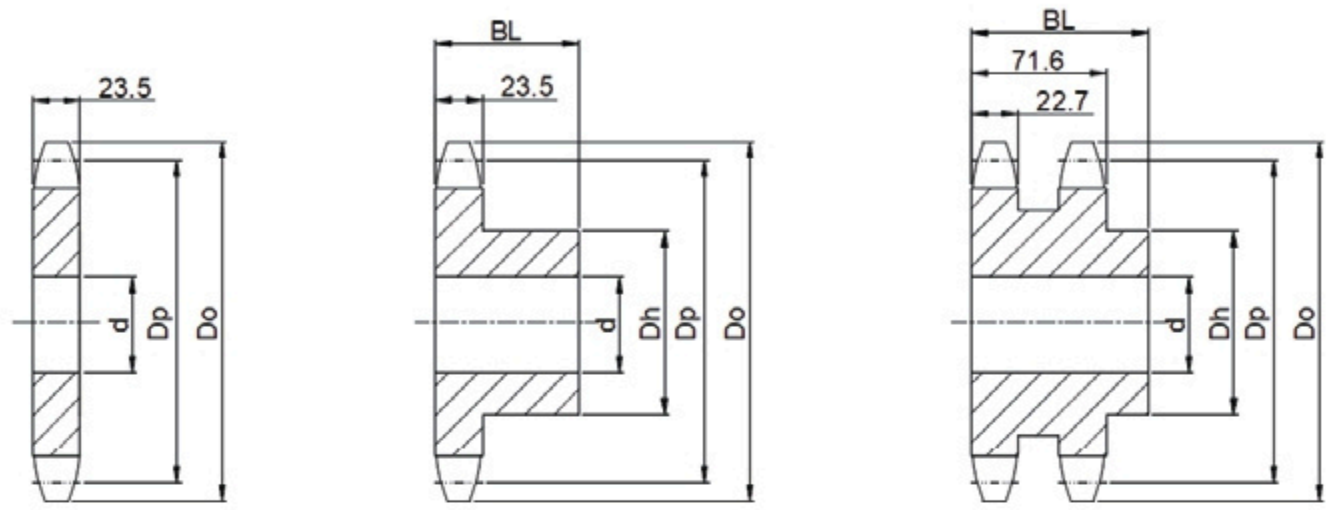

A type B type Double B type

No. of Teeth/ Số răng	Flat plain sprocket A type Nhông đĩa (TA)			Single sprocket B type Nhông đơn có gù 1 bên (TB)		Double sprocket B type Nhông đôi có gù 1 bên (TB2)	
	Outside Diam / Đường kính ngoài Do	Pitch Diam /Đường kính vòng chia Dp	Bottom or Capliper Diam. / Đường kính chân răng	Dh/ Đường kính gù	BL / Độ dày tổng	Dh/ Đường kính gù	BL / Độ dày tổng
8	134	116.15	90.75	75	56		
9	149	129.96	102.59	85	56		
10	163	143.84	118.44	98	56		
11	178	157.77	130.77	106	56		
12	193	171.74	146.34	117	56		
13	207	185.74	158.98	117	63	137	110
14	221	199.76	174.36	127	63	137	110
15	236	213.79	187.22	127	63	147	120
16	250	227.84	202.44	127	63	147	120
17	264	241.91	215.47	127	63	147	125
18	279	255.98	230.58	127	63	157	125
19	293	270.06	243.74	137	71	157	125
20	307	284.14	258.74	137	71	157	125
21	322	298.24	272	137	71	167	125
22	336	312.34	286.94	137	71	167	125
23	350	326.44	300.28	137	71		

23	350	326.44	300.28	137	71		
24	364	340.54	315.14	137	71	167	125
25	379	354.65	328.55	147	80		
26	393	368.77	343.37	147	80	177	130
27	407	382.88	356.84	147	80		
28	421	397	371.6	147	80		
29	435	411.12	385.12	147	80		
30	450	425.24	399.84	147	80	177	130
31	464	439.37	413.4	147	80		
32	478	453.49	428.09	147	80	177	130
33	492	467.62	441.69	147	80		
34	506	481.75	456.35	147	80		
35	521	495.88	469.98	157	90	187	135
36	535	510.01	484.61	157	90		
37	549	524.14	498.27	157	90		
38	563	538.27	512.87	157	90	187	135
39	577	552.4	526.56	157	90		
40	591	566.54	541.14	157	90	187	135
41	606	580.67	554.85	157	90		
42	620	594.81	569.41	157	90		
43	634	608.94	583.14	157	90		
44	648	623.08	597.68	157	90		
45	662	637.22	611.43	167	100	187	135
46	677	651.35	625.95	167	100		
47	691	665.49	639.72	167	100		
48	705	679.63	654.23	167	100		
49	719	693.77	668.01	167	100		
50	733	707.91	682.51	167	100	187	135
51	747	722.05	696.31	167	100		
52	762	736.19	710.79	167	100		
53	776	750.33	724.6	167	100		
54	790	764.47	739.07	167	100		
55	804	778.61	752.89	167	100	187	135
56	818	792.75	767.35	167	100		
57	832	806.89	781.19	167	100		
58	847	821.04	795.64	167	100		
59	861	835.18	809.48	167	100		

60	750	727.99	705.76	167	100	110	157
61	762	740.11	717.64				
62	774	752.23	730				
63	786	764.36	741.89				
64	798	776.48	754.25				
65	811	788.6	766.14				
66	823	800.72	778.49				
67	835	812.85	790.39				
68	847	824.97	802.74				
69	859	837.09	814.65				
70	871	849.22	826.99				
71	883	861.34	838.9				
72	895	873.46	851.23				
73	908	885.59	863.15				
74	920	897.71	875.48				
75	932	909.84	887.41				
76	944	921.96	899.73				
77	956	934.09	911.66				
78	968	946.21	923.98				
79	980	958.33	935.91				
80	993	970.46	948.23				

160 Standard Sprocket

Nhông Tiêu Chuẩn 160

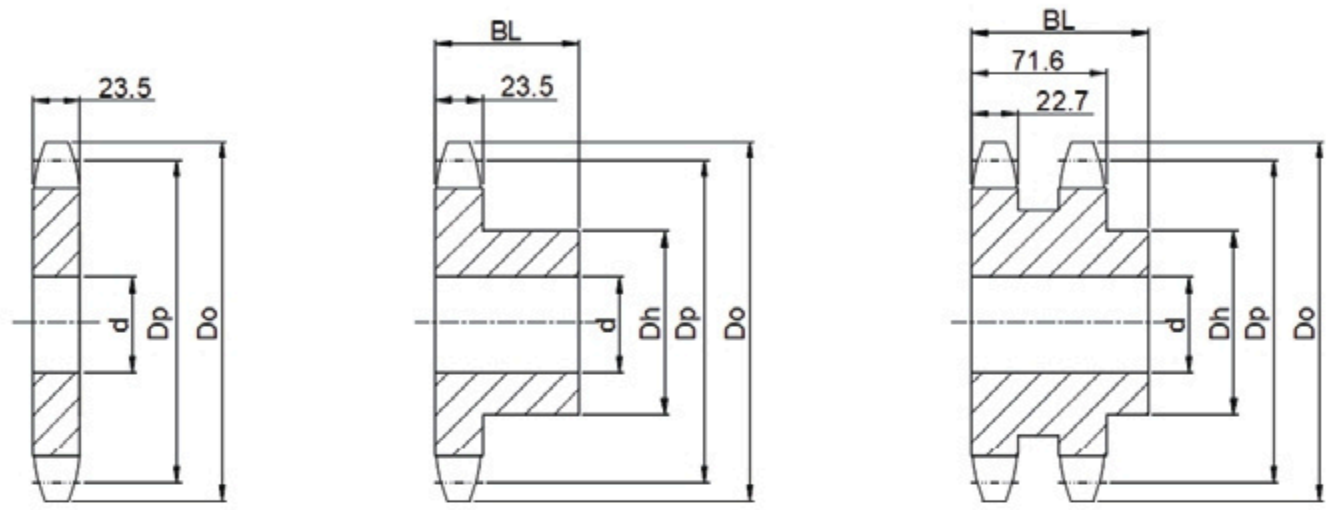

A type B type Double B type

No. of Teeth/ Số răng	Flat plain sprocket A type Nhông đĩa (TA)			Single sprocket B type Nhông đơn có gù 1 bên (TB)		Double sprocket B type Nhông đôi có gù 1 bên (TB2)	
	Outside Diam / Đường kính ngoài Do	Pitch Diam /Đường kính vòng chia Dp	Bottom or Capliper Diam. / Đường kính chân răng	Dh/ Đường kính gù	BL / Độ dày tổng	Dh/ Đường kính gù	BL / Độ dày tổng
8	153	132.75	104.17	80	63		
9	170	148.53	117.69	90	63		
10	187	164.39	135.81	105	63		
11	203	180.31	149.9	117	63		
12	220	196.28	167.7	127	63		
13	237	212.27	182.14	137	71	155	120
14	253	228.29	199.71	137	71	160	165
15	269	244.33	214.42	137	71	180	120
16	286	260.39	231.81	147	71	195	140
17	302	276.46	246.7	147	71	210	150
18	319	292.55	263.97	147	71	225	160
19	335	308.64	279	147	71	240	170
20	351	324.74	296.16	147	71	260	180
21	368	340.84	311.31	147	71	260	180
22	384	356.96	328.38	167	80	260	180
23	400	373.07	343.62	167	80		

24	416	389.19	360.61	167	80	260	180
25	433	405.32	375.94	167	80		
26	449	421.45	392.87	167	80		
27	465	437.58	408.26	167	80		
28	481	453.72	425.14	167	80		
29	498	469.85	440.58	167	80		
30	514	485.99	457.41	167	100		
31	530	502.13	472.91	167	100		
32	546	518.28	489.7	167	100	180	130
33	562	534.42	505.24	167	100	225	170
34	579	550.57	521.99	167	100	270	200
35	595	566.72	537.57	167	100		
36	611	582.86	554.28	167	100		
37	627	599.01	569.9	167	100		
38	644	615.17	586.59	167	100		
39	660	631.32	602.22	167	100		
40	676	647.47	618.89	167	112		
41	692	663.63	634.56	167	112		
42	708	679.78	651.2	167	112		
43	725	695.94	666.89	167	112		
44	741	712.09	683.51	167	112		
45	757	728.25	699.22	187	125		
46	773	744.41	715.83	187	125		
47	789	760.56	731.56	187	125		
48	806	776.72	748.14	187	125		
49	822	792.88	763.89	187	125	180	130
50	838	809.04	780.46	187	125	225	170
51	854	825.2	796.23	187	125	270	200
52	870	841.36	812.78	187	125	340	235
53	886	857.52	828.56	187	125		
54	903	873.68	845.1	187	125		
55	919	889.84	860.9	187	125		
56	935	906	877.42	187	125		
57	951	922.16	893.23	187	125		
58	967	938.33	909.75	187	125		
59	984	954.49	925.57	187	125		
60	1000	970.65	942.07	187	125		

200 Standard Sprocket

Nhông Tiêu Chuẩn 200

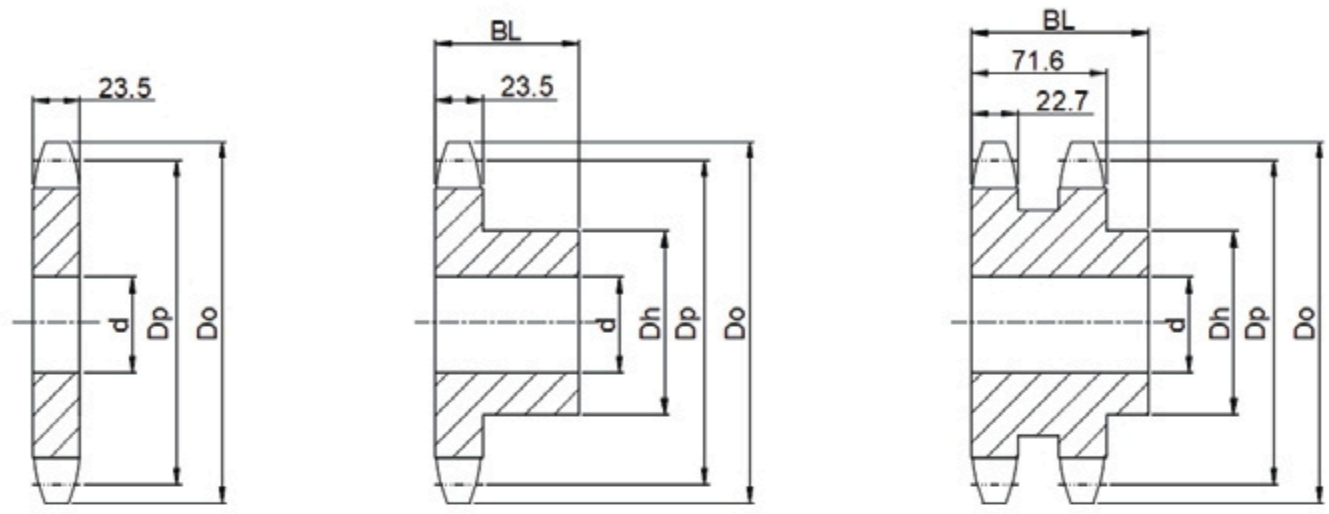

A type B type Double B type

No. of Teeth/ Số răng	Flat plain sprocket A type Nhông đĩa (TA)		Single sprocket B type Nhông đơn có gù 1 bên (TB)		Double sprocket B type Nhông đôi có gù 1 bên (TB2)	
	Outside Diam / Đường kính ngoài Do	Pitch Diam / Đường kính vòng chia Dp	Dh/ Đường kính gù	BL / Độ dày tổng	Dh/ Đường kính gù	BL / Độ dày tổng
11	254	225.39				
12	275	245.34				
13	296	265.34			190	140
14	316	285.37	167	80	205	150
15	337	305.42	177	80	225	160
16	357	325.49	177	80	245	170
17	378	345.58	177	80	265	190
18	398	365.68	187	85	285	200
19	419	385.79	187	85	305	210
20	439	405.92	197	90	305	210
21	459	426.05	197	90	305	210
22	480	446.2	217	110	305	210
23	500	466.34	217	110	305	210
24	520	486.49	217	110	305	210
25	541	506.65	227	110		
26	561	526.81	227	110		

27	581	546.98	227	110		
28	602	567.14	227	110		
29	622	587.32	227	110		
30	642	607.49	227	110		
31	663	627.67	237	125		
32	683	647.85	237	125		
33	703	668.03	237	125		
34	723	688.21	237	125		
35	744	708.39	237	125		
36	764	728.58	237	125		
37	784	748.77	237	125		
38	804	768.96	237	125		
39	825	789.15	237	125		
40	845	809.34	237	125	225	170
41	865	829.53	267	140	270	200
42	885	849.73	267	140	340	235
43	906	869.92	267	140		
44	926	890.12	267	140		
45	946	910.31	267	140		
46	966	930.5	267	140		
47	987	950.7	267	140		
48	1007	970.9	267	140		
49	1027	991.1	267	140		
50	1047	1011.3	267	140		
55	1149	1112.3	267	140		
60	1250	1213.31	267	140		
65	1351	1314.34	267	140		
70	1452	1415.36	267	140		
75	1553	1516.39	267	140		
80	1654	1617.43	267	140		
90	1856	1819.51	267	140		

240 Standard Sprocket

Nhông Tiêu Chuẩn 240

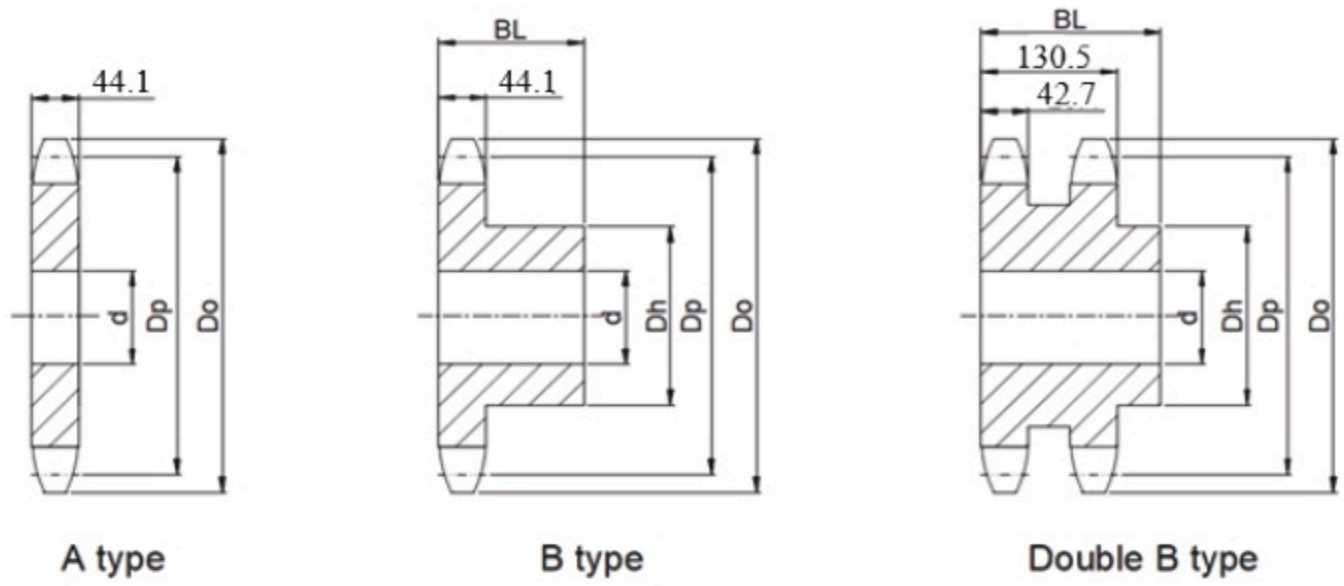

A type B type Double B type

No. of Teeth/ Số răng	Flat plain sprocket A type Nhông đĩa (TA)		Single sprocket B type Nhông đơn có gù 1 bên (TB)		Double sprocket B type Nhông đôi có gù 1 bên (TB2)	
	Outside Diam / Đường kính ngoài Do	Pitch Diam / Đường kính vòng chia Dp	Dh/ Đường kính gù	BL / Độ dày tổng	Dh/ Đường kính gù	BL / Độ dày tổng
11	305	270.47				
12	330	294.41				
13	355	318.41	197	100	225	170
14	380	342.44	207	110	250	170
15	405	366.5	227	110	270	190
16	429	390.59	227	110	290	200
17	453	414.7	227	110	310	210
18	478	438.82	227	110	340	210
19	502	462.95	237	120	340	210
20	527	487.11	237	120	340	210
21	551	511.26	237	120	340	210
22	576	535.43	237	120	340	210
23	600	559.61	237	120	340	210
24	625	583.79	257	140		
25	649	607.98	257	140		
26	673	632.17	257	140		

27	698	656.37	257	140		
28	722	680.57	257	140		
29	746	704.78	257	140		
30	771	728.99	257	140		
31	795	753.2	257	140		
32	819	777.42	257	140		
33	844	801.63	257	140		
34	868	825.86	257	140		
35	892	850.07	257	140		
36	917	874.3	257	140		
37	941	898.52	257	140		
38	965	922.75	257	140		
39	990	946.98	257	140	225	170
40	1014	971.21	267	140	270	200
41	1038	995.44	267	140	340	235
42	1063	1019.67	267	140		
43	1087	1043.9	267	140		
44	1111	1068.13	267	140		
45	1135	1092.37	267	140		
46	1159	1116.6	267	140		
47	1184	1140.84	267	140		
48	1208	1165.08	267	140		
49	1233	1189.32	267	140		
50	1257	1213.56	267	140		
60	1500	1455.98	267	140		
65	1621	1577.2	267	140		
70	1742	1698.44	267	140		
75	1864	1819.67	267	140		
80	1985	1940.91	267	140		
90	2228	2183.41	267	140		

08B Standard Sprocket

Nhông Tiêu Chuẩn 08B

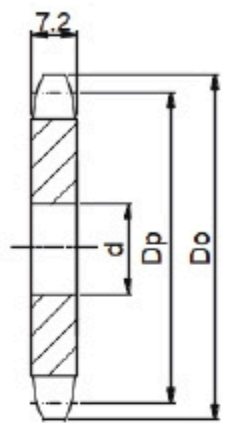

A type

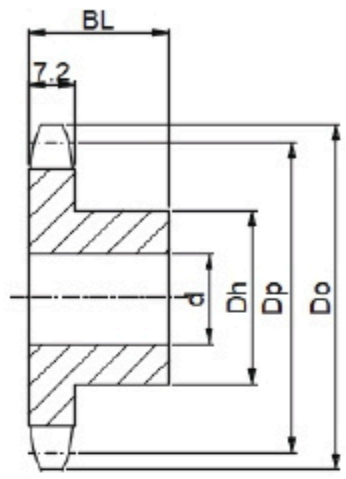

B type

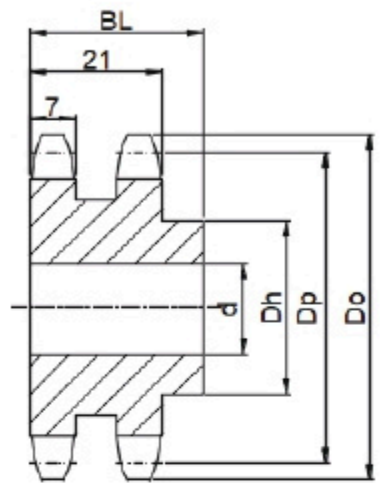

Double B type

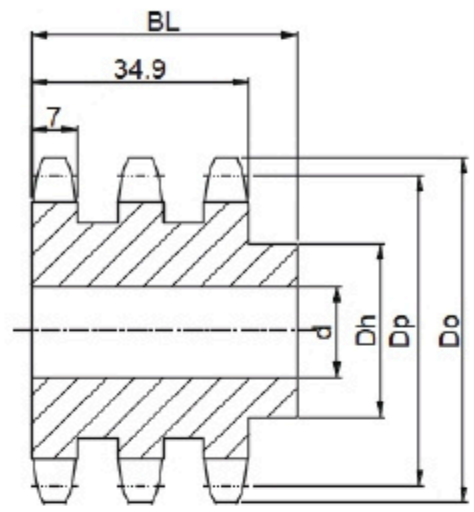

Triple B type

Number of Teeth Số răng	Pitch Đường kính vòng chia Dp	Outside Đường kính đỉnh răng Do	Flat plain procket A type Nhông đĩa (TA)	Single sprocket B type Nhông đơn có gù 1 bên (TB)			Double sprocket B type Nhông đôi có gù 1 bên (TB2)			Triple sprocket B type Nhông ba có gù 1 bên (TB3)		
			Brode lỗ trục	Brode lỗ trục	Hub		Brode lỗ trục	Hub		Brode lỗ trục	Hub	
			d	d	Dh	BL	d	Dh	BL	d	Dh	BL
8	24.89	28	8	8	15	22	8	15	22	8	15	32
9	27.85	31	8	8	18	22	8	18	22	8	18	32
10	30.82	34	8	8	20	22	8	20	22	10	20	32
11	33.80	37	8	8	22	25	10	22	25	12	22	35
12	36.80	40	8	8	25	25	10	25	25	12	25	35
13	39.80	43	10	10	28	25	10	28	25	12	28	35
14	42.80	46.3	10	10	31	25	10	31	25	12	31	35
15	45.81	49.3	10	10	34	25	10	34	25	12	34	35
16	48.82	52.3	10	10	37	28	12	37	30	12	37	35
17	51.83	55.3	10	10	40	28	12	40	30	12	40	35
18	54.85	58.3	10	10	43	28	12	43	30	12	43	35
19	57.87	67.3	10	10	45	28	12	46	30	12	46	35
20	60,89	64.3	10	10	46	28	12	49	30	12	49	35
21	63.91	68	12	12	48	28	16	52	30	16	52	40
22	66.93	71	12	12	50	28	16	55	30	16	55	40
23	69.95	73.5	12	12	52	28	16	58	30	16	58	40

26	79.02	83	12	12	60	28	16	67	30	16	67	40
27	82.04	86.0	12	12	60	28	16	70	30	16	70	40
28	85.07	89.0	12	12	60	28	16	73	30	16	73	40
29	88.09	92.0	12	12	60	28	16	76	30	16	76	40
30	91.12	94.7	12	12	60	28	16	79	30	16	79	40
31	94.15	98.3	14	14	65	30	16	80	30	16	80	40
32	97.17	101.3	14	14	65	30	16	80	30	16	80	40
33	100.2	104.3	14	14	65	30	16	80	30	16	80	40
34	103.23	107.3	14	14	65	30	16	80	30	16	85	40
35	106.26	110.4	14	14	65	30	16	80	30	16	85	40
36	109.29	113.4	14	14	70	30	16	90	30	16	90	40
37	112.32	116.4	14	14	70	30	16	90	30	16	90	40
38	115.34	119.5	14	14	70	30	16	90	30	16	90	40
39	118.37	122.5	14	14	70	30	16	90	30	16	90	40
40	121.40	125.5	14	14	70	30	16	90	30	16	90	40
42	127.46	131.6	16	16	78	32	20	90	40	20	90	56
45	136.54	140.7	16	16	78	32	20	90	40	20	90	56
46	139.58	143.7	20	20	78	32	20	90	40	20	90	56
48	145.64	149.7	20	20	78	32	20	90	40	20	90	56
50	151.69	155.7	20	20	78	32	20	90	40	20	90	56
55	166.85	170.8	20	20	78	32	20	90	40	20	90	56
57	172.91	176.9	20	20	78	32	20	90	40	25	90	56
60	181.99	186.0	20	20	78	32	20	90	40	25	90	56
76	230.49	234.9	20	20	78	32	25	90	40	25	90	56
95	288.08	292.5	25	25	80	32	25	90	40	25	90	56
114	345.68	349.5	25	25	80	32	25	90	40	25	90	56

08B Standard Sprocket

Nhông Tiêu Chuẩn 08B

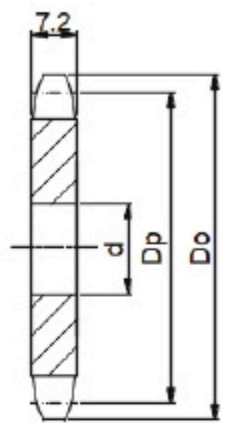

A type

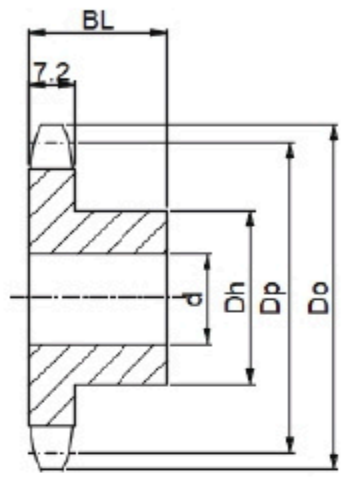

B type

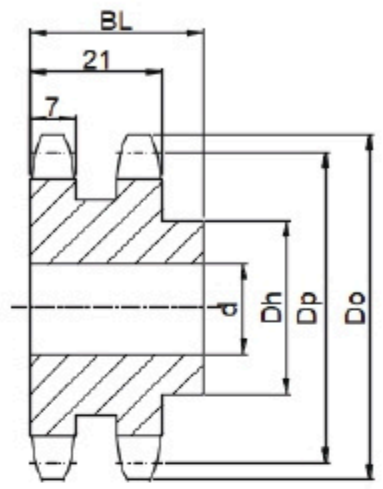

Double B type

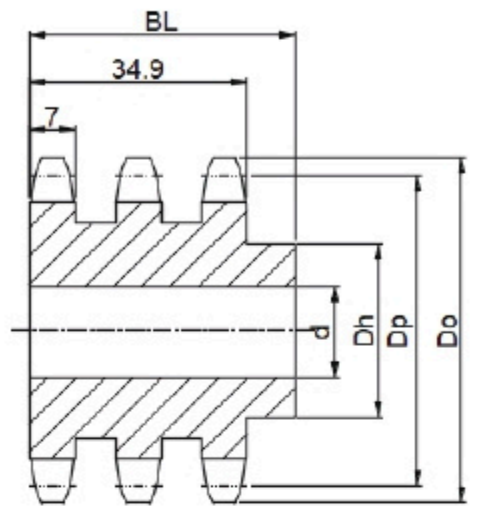

Triple B type

Number of Teeth Số răng	Pitch Đường kính vòng chia Dp	Outside Đường kính đỉnh răng Do	Flat plain procket A type Nhông đĩa (TA)	Single sprocket B type Nhông đơn có gù 1 bên (TB)			Double sprocket B type Nhông đôi có gù 1 bên (TB2)			Triple sprocket B type Nhông ba có gù 1 bên (TB3)		
			Brode lỗ trục	Brode lỗ trục	Hub		Brode lỗ trục	Hub		Brode lỗ trục	Hub	
			d	d	Dh	BL	d	Dh	BL	d	Dh	BL
8	33.18	37.2	10	10	20	25	10	20	32	10	20	46
9	37.13	41	10	10	24	25	10	24	32	12	24	46
10	41.1	45.2	10	10	26	25	10	28	32	12	28	46
11	45.07	48.7	10	10	29	25	12	32	35	16	32	50
12	49.07	53	10	10	33	28	12	35	35	16	35	50
13	53.06	57.4	10	10	37	28	12	38	35	16	38	50
14	57.07	61.8	10	10	41	28	12	42	35	16	42	50
15	61.09	65.5	10	10	45	28	12	46	35	16	46	50
16	65.1	69.5	12	12	50	28	14	50	38	16	50	50
17	69.11	73.6	12	12	52	28	14	54	38	16	54	50
18	73.14	77.8	12	12	56	28	14	58	38	16	58	50
19	77.16	81.7	12	12	60	28	14	62	38	16	62	50
20	81.19	85.8	12	12	64	28	14	66	38	16	66	50
21	85.22	89.7	14	14	68	28	16	70	40	20	70	55
22	89.24	93.8	14	14	70	28	16	70	40	20	70	55
23	93.27	98.2	14	14	70	28	16	70	40	20	70	55

24	97.29	101.8	14	14	70	28	16	75	40	20	75	55
25	101.33	105.8	14	14	70	28	16	80	40	20	80	55
26	105.36	110	16	16	70	30	20	85	40	20	85	55
27	109.4	114	16	16	70	30	20	85	40	20	85	55
28	113.42	37118.2	16	16	70	30	20	90	40	20	90	55
29	117.46	122	16	16	80	30	20	95	40	20	95	55
30	121.5	126.1	16	16	90	30	20	100	40	20	110	55
31	125.54	130.2	16	16	90	30	20	100	40	20	110	55
32	129.56	134.3	16	16	90	30	20	100	40	20	110	55
33	133.6	138.4	16	16	90	30	20	100	40	20	110	55
34	137.64	142.6	16	16	90	30	20	100	40	20	110	55
35	141.68	146.7	16	16	90	30	20	100	40	20	110	55
36	145.72	151	20	20	90	35	20	100	40	25	120	55
37	149.76	154.6	20	20	90	35	20	100	40	25	120	55
38	153.8	158.6	20	20	90	35	20	100	40	25	120	55
39	157.83	162.7	20	20	90	35	20	100	40	25	120	55
40	161.87	166.8	20	20	90	35	20	100	40	25	120	55
42	169.95	175.4	20	20	90	40	20	108	50	25	120	60
45	182.07	188.0	20	20	90	40	20	108	50	25	120	60
46	186.1	192.1	20	20	90	40	20	108	50	25	120	60
48	194.18	200.3	20	20	90	40	20	108	50	25	120	60
50	202.26	208.3	20	20	90	40	20	108	50	25	120	60
55	222.46	228.1	20	20	90	40	25	108	50	25	120	60
57	230.54	236.4	20	20	90	40	25	108	50	25	120	60
60	242.66	248.6	20	20	90	40	25	108	50	25	120	60
76	307.33	313.3	25	25	90	40	25	108	55	25	120	60
95	384.11	390.1	25	25	90	40	25	108	55	25	120	60
114	460.90	466.9	25	25	90	40	25	108	55	25	120	60

10B Standard Sprocket

Nhông Tiêu Chuẩn 10B

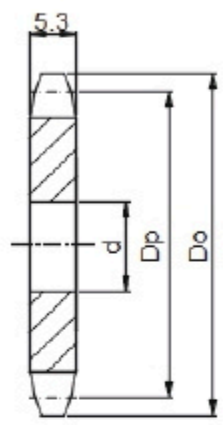

A type

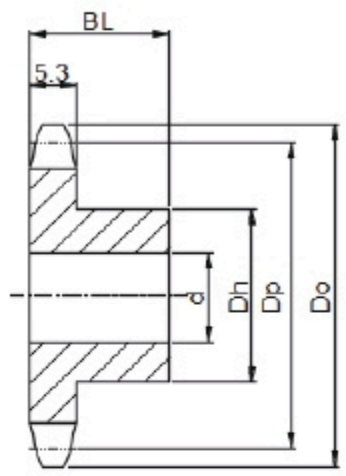

B type

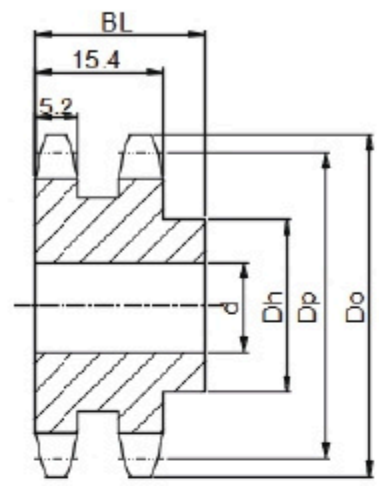

Double B type

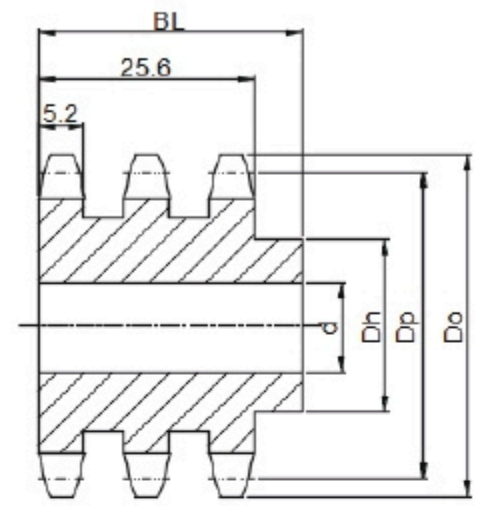

Triple B type

Number of Teeth Số răng	Pitch Đường kính vòng chia Dp	Outside Đường kính đỉnh răng Do	Flat plain procket A type Nhông đĩa (TA)	Single sprocket B type Nhông đơn có gù 1 bên (TB)			Double sprocket B type Nhông đôi có gù 1 bên (TB2)			Triple sprocket B type Nhông ba có gù 1 bên (TB3)		
			Brode lỗ trục	Brode lỗ trục	Hub		Brode lỗ trục	Hub		Brode lỗ trục	Hub	
			d	d	Dh	BL	d	Dh	BL	d	Dh	BL
8	41.48	47	10	10	25	25	12	25	40	12	25	55
9	46.42	52.6	10	10	30	25	12	30	40	12	30	55
10	51.37	57.5	10	10	35	25	12	35	40	16	35	55
11	56.34	63	12	12	37	30	14	39	40	16	39	55
12	61.34	68	12	12	42	30	14	44	40	16	44	55
13	66.32	73	12	12	47	30	14	49	40	16	49	55
14	71.34	78	12	12	52	30	14	54	40	16	54	55
15	76.36	83	12	12	57	30	14	59	40	16	59	55
16	81.37	88.0	14	14	60	30	16	64	45	16	64	60
17	86.39	93.0	14	14	60	30	16	69	45	16	69	60
18	91.42	98.3	14	14	70	30	16	74	45	16	74	60
19	96.45	103.3	14	14	70	30	16	79	45	16	79	60
20	101.49	108.4	14	14	75	30	16	84	45	16	84	60
21	106.52	113.4	16	16	75	30	16	85	45	20	85	60
22	111.55	118.0	16	16	80	30	16	90	45	20	90	60
23	116.58	123.4	16	16	80	30	16	95	45	20	95	60

24	121.62	128.3	16	16	80	30	16	100	45	20	100	60
25	126.66	134	16	16	80	30	16	105	45	20	105	60
26	131.70	139	20	20	85	35	20	110	45	20	110	60
27	136.75	144	20	20	85	35	20	110	45	20	110	60
28	141.78	148.7	20	20	90	35	20	115	45	20	115	60
29	146.83	153.8	20	20	90	35	20	115	45	20	115	60
30	151.87	158.8	20	20	90	35	20	120	45	20	120	60
31	156.92	163.9	20	20	95	35	20	120	45	20	120	60
32	161.95	168.9	20	20	95	35	20	120	45	20	120	60
33	167.00	174.5	20	20	95	35	20	120	45	20	120	60
34	172.05	179.0	20	20	95	35	20	120	45	20	120	60
35	177,10	184.1	20	20	95	35	20	120	45	20	120	60
36	182.15	189.1	20	20	100	35	20	120	45	25	120	60
37	187.20	194.2	20	20	100	35	20	120	45	25	120	60
38	192.24	199.2	20	20	100	35	20	120	45	25	120	60
39	197.29	204.2	20	20	100	35	20	120	45	25	120	60
40	202.34	209.3	20	20	100	35	20	120	45	25	120	60
42	212.44	219.9	20	20	100	40	20	120	50	25	130	60
45	227.58	235.0	20	20	100	40	20	120	50	25	130	60
46	232.63	240.1	20	20	100	40	25	120	50	25	130	60
48	242.73	250.2	20	20	100	40	25	120	50	25	130	60
50	252.82	260.3	20	20	100	40	25	120	50	25	130	60
55	278.08	285.5	20	20	100	40	25	120	50	25	130	60
57	288.18	296.0	25	25	100	40	25	120	50	25	130	60
60	303.32	310.8	25	25	100	43	25	120	63	25	130	64
76	384.16	392.1	25	25	100	43	25	120	63	30	130	67
95	480.14	488.5	30	30	100	50	30	120	63	30	130	67
114	576.13	584.1	30	30	100	50	30	120	63	30	130	67

12B Standard Sprocket

Nhông Tiêu Chuẩn 12B

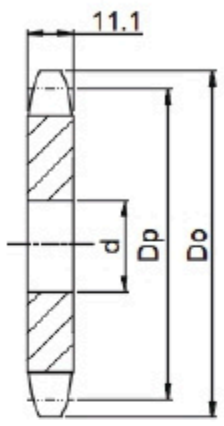

A type

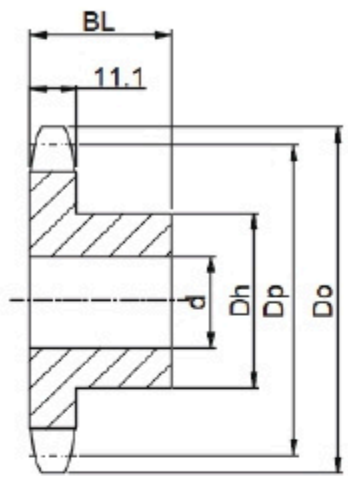

B type

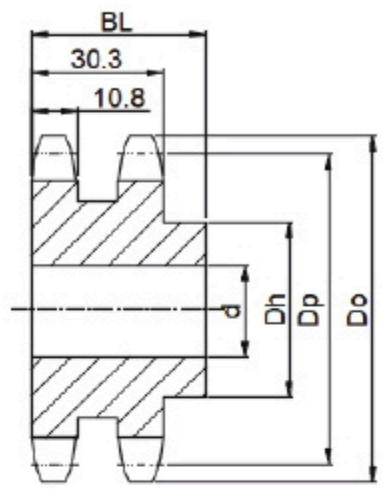

Double B type

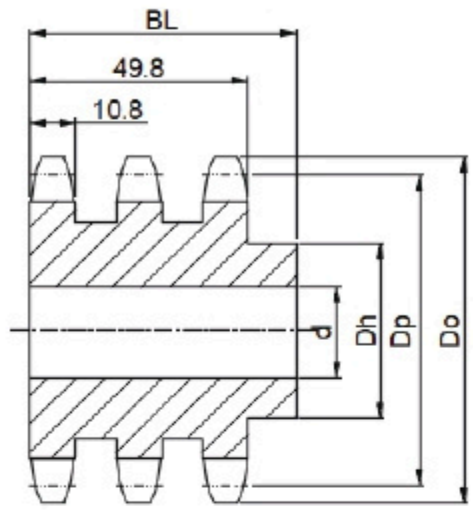

Triple B type

Number of Teeth Số răng	Pitch Đường kính vòng chia Dp	Outside Đường kính đỉnh răng Do	Flat plain procket A type Nhông đĩa (TA)	Single sprocket B type Nhông đơn có gù 1 bên (TB)			Double sprocket B type Nhông đôi có gù 1 bên (TB2)			Triple sprocket B type Nhông ba có gù 1 bên (TB3)		
			Brode lỗ trục	Brode lỗ trục	Hub		Brode lỗ trục	Hub		Brode lỗ trục	Hub	
			d	d	Dh	BL	d	Dh	BL	d	Dh	BL
8	49.78	57.6	12	12	31	30	12	31	45	16	31	65
9	55.70	62	12	12	37	30	12	37	45	16	37	65
10	61.64	69	12	12	42	30	12	42	45	16	42	65
11	67.61	75	14	14	46	35	16	47	50	20	47	70
12	73.60	81.5	14	14	52	35	16	53	50	20	53	70
13	79.59	87.5	14	14	58	35	16	59	50	20	59	70
14	85.61	93.6	14	14	64	35	16	65	50	20	65	70
15	91.63	99.8	14	14	70	35	16	71	50	20	71	70
16	97.65	105.5	16	16	75	35	20	77	50	20	77	70
17	103.,67	111.5	16	16	80	35	20	83	50	20	83	70
18	109.71	118.0	16	16	80	35	20	89	50	20	89	70
19	115.75	124.2	16	16	80	35	20	95	50	20	95	70
20	121.78	129.7	16	16	80	35	20	100	50	20	100	70
21	127.82	136.0	20	20	90	40	20	100	50	20	100	70
22	133.86	141.8	20	20	90	40	20	100	50	20	100	70
23	139.90	149.0	20	20	90	40	20	110	50	20	110	70

24	145.94	153.9	20	20	90	40	20	110	50	20	110	70
25	152	160	20	20	90	40	20	120	50	20	120	70
26	158.04	165.9	20	20	95	40	20	120	50	20	120	70
27	164.09	172.3	20	20	95	40	20	120	50	20	120	70
28	170.13	178	20	20	95	40	20	120	50	20	120	70
29	176.19	184.1	20	20	95	40	20	120	50	20	120	70
30	182.25	190.5	20	20	95	40	20	120	50	20	120	70
31	188.31	196.3	20	20	100	40	20	120	50	25	130	70
32	194.35	203.3	20	20	100	40	20	120	50	25	130	70
33	200.4	209.3	20	20	100	40	20	120	50	25	130	70
34	206.46	214.6	20	20	100	40	20	120	50	25	130	70
35	212.52	221	20	20	100	40	20	120	50	25	130	70
36	218.58	226.8	25	25	100	40	25	120	50	25	130	70
37	224.64	232.9	25	25	100	40	25	120	50	25	130	70
38	230.69	239	25	25	100	40	25	120	50	25	130	70
39	236.75	245.1	25	25	100	40	25	120	50	25	130	70
40	242,81	251,3	25	25	100	40	25	120	50	25	130	70
42	254.93	264.5	25	25	110	56	25	136	62	25	140	70
45	273.1.	282.5	25	25	110	56	25	136	62	25	140	70
46	279.16	287.9	25	25	110	56	25	136	62	25	140	70
48	291.27	300.1	25	25	110	56	25	136	62	25	140	70
50	303.39	312.3	25	25	110	56	25	136	62	25	140	70
55	337.7	342.7	25	25	110	56	25	136	62	25	140	70
57	345.81	355.4	25	25	110	56	25	136	62	30	140	70
60	363.99	373	25	25	110	56	25	136	62	30	140	70
76	460.99	469.9	30	30	110	56	30	140	63	30	140	70
95	576.17	585,1	30	30	110	56	30	140	63	30	140	70
114	691.36	700.6	30	30	110	56	30	140	63	30	140	70

16B Standard Sprocket

Nhông Tiêu Chuẩn 16B

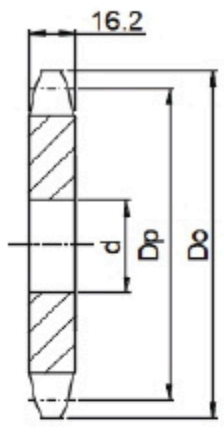

A type

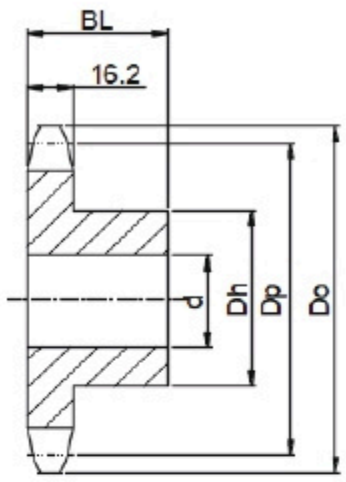

B type

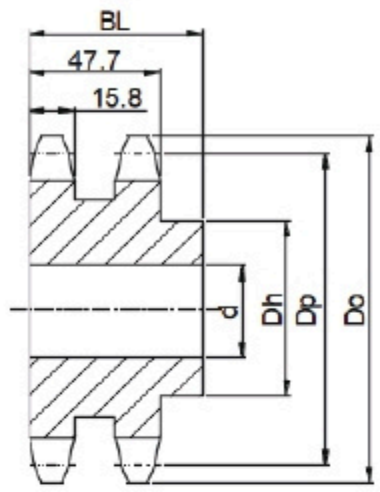

Double B type

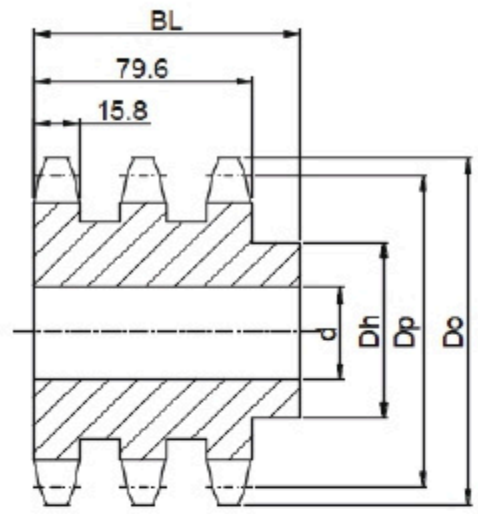

Triple B type

Number of Teeth Số răng	Pitch Đường kính vòng chia Dp	Outside Đường kính đỉnh răng Do	Flat plain procket A type Nhông đĩa (TA)	Single sprocket B type Nhông đơn có gù 1 bên (TB)			Double sprocket B type Nhông đôi có gù 1 bên (TB2)			Triple sprocket B type Nhông ba có gù 1 bên (TB3)		
			Brode lỗ trục	Brode lỗ trục	Hub		Brode lỗ trục	Hub		Brode lỗ trục	Hub	
			d	d	Dh	BL	d	Dh	BL	d	Dh	BL
8	66.37	77	16	16	42	35	16	42	65	20	42	95
9	74.27	85	16	16	50	35	16	50	65	20	50	95
10	82.19	93	16	16	55	35	16	56	65	20	56	95
11	90.14	99.5	16	16	61	40	20	64	70	25	64	100
12	98.14	109	16	16	69	40	20	72	70	25	72	100
13	106.12	117	16	16	78	40	20	80	70	25	80	100
14	114.15	125	16	16	84	40	20	88	70	25	88	100
15	122.17	133	16	16	92	40	20	96	70	25	96	100
16	130.2	141	20	20	100	45	25	104	70	30	104	100
17	138.22	149	20	20	100	45	25	112	70	30	112	100
18	146.28	157	20	20	100	45	25	120	70	30	120	100
19	154.33	165.2	20	20	100	45	25	128	70	30	128	100
20	162.38	173.2	20	20	100	45	25	130	70	30	130	100
21	170.43	181.2	20	20	110	50	30	130	70	30	130	100
22	178.48	189.3	20	20	110	50	30	130	70	30	130	100
23	186.53	197.5	20	20	110	50	30	130	70	30	130	100

24	194.59	205.5	20	20	110	50	30	130	70	30	130	100
25	202.66	213.5	20	20	120	50	30	130	70	30	130	100
26	210.72	221.3	20	20	120	50	30	130	70	30	130	100
27	218.79	229.7	20	20	120	50	30	130	70	30	130	100
28	226.85	237.7	20	20	120	50	30	130	70	30	130	100
29	234.92	245.8	25	25	120	50	30	130	70	30	130	100
30	243	254	25	25	120	50	30	130	70	30	130	100
31	251.08	262	25	25	120	50	30	140	70	30	140	100
32	259.13	270	25	25	120	50	30	140	70	30	140	100
33	267.21	278.5	25	25	120	50	30	140	70	30	140	100
34	275.28	287	25	25	120	50	30	140	70	30	140	100
35	283.36	296.2	25	25	120	50	30	140	70	30	140	100
36	291.44	304.6	25	25	120	50	30	140	70	30	140	100
37	299.51	312.6	25	25	120	50	30	140	70	30	140	100
38	307.59	320.7	25	25	120	50	30	140	70	30	140	100
39	315.67	328.8	25	25	120	50	30	140	70	30	140	100
40	323.73	336.9	25	25	120	50	30	140	70	30	140	100
42	339.90	353.0	25	25	125	68	25	140	80	25	160	100
45	364.12	377.1	25	25	125	68	25	140	80	25	160	100
46	372.21	385.2	25	25	125	68	30	140	80	30	160	100
48	388.36	401.3	25	25	125	68	30	140	80	30	160	100
50	404.52	417.4	25	25	125	68	30	140	80	30	160	100
55	444.93	457.9	30	30	133	68	30	150	80	30	180	100
57	461.07	474.0	30	30	133	68	30	150	80	30	180	100
60	485.32	498.3	30	30	133	68	30	150	80	30	180	100
76	614.65	627.0	30	30	140	78	40	160	90	40	180	110
90	768.22	781.1	30	30	140	78	40	160	90	40	180	110
114	921.81	934.3	30	30	140	78	40	160	90	40	180	110

20B Standard Sprocket

Nhông Tiêu Chuẩn 20B

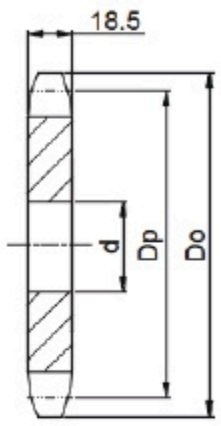

A type

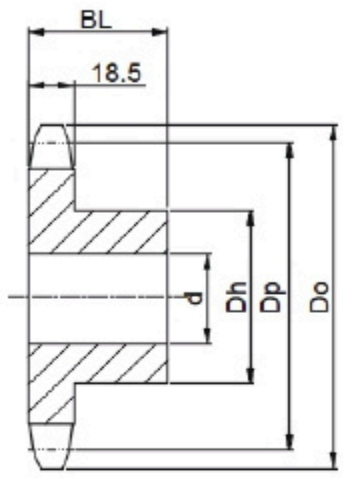

B type

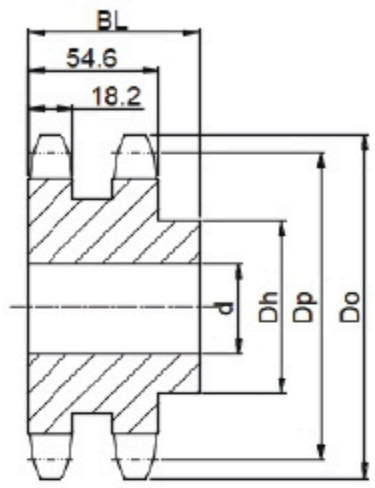

Double B type

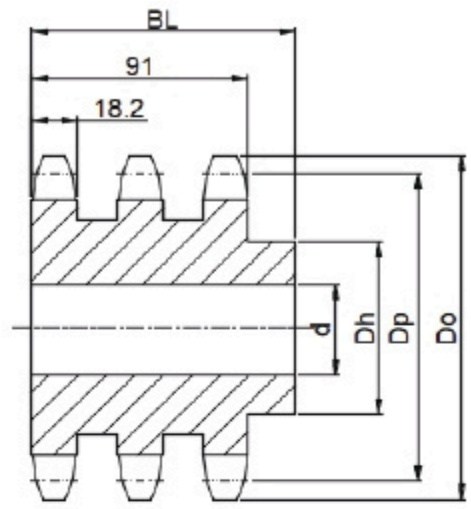

Triple B type

Number of Teeth Số răng	Pitch Đường kính vòng chia Dp	Outside Đường kính đỉnh răng Do	Flat plain procket A type Nhông đĩa (TA)	Single sprocket B type Nhông đơn có gù 1 bên (TB)			Double sprocket B type Nhông đôi có gù 1 bên (TB2)			Triple sprocket B type Nhông ba có gù 1 bên (TB3)		
			Brode lỗ trục	Brode lỗ trục	Hub		Brode lỗ trục	Hub		Brode lỗ trục	Hub	
			d	d	Dh	BL	d	Dh	BL	d	Dh	BL
8	82.96	98.1	20	20	53	40	20	53	75	25	53	110
9	92.94	108.0	20	20	63	40	20	63	75	25	63	110
10	102.74	117.9	20	20	70	40	20	70	75	25	70	110
11	112.68	127.8	20	20	77	45	25	80	80	30	80	115
12	122.68	137.8	20	20	88	45	25	90	80	30	90	115
13	132.65	147.8	20	20	98	45	25	100	80	30	100	115
14	142.68	157.8	20	20	108	45	25	110	80	30	110	115
15	152.72	167.9	20	20	118	45	25	120	80	30	120	115
16	162.75	177.9	25	25	120	50	30	120	80	30	120	115
17	172.78	187.9	25	25	120	50	30	120	80	30	120	115
18	182.85	198.0	25	25	120	50	30	120	80	30	120	115
19	192.91	208.1	25	25	120	50	30	120	80	30	120	115
20	202.98	218.1	25	25	120	50	30	120	80	30	120	115
21	213.04	228.2	30	30	140	55	30	140	80	30	140	115
22	223.11	238.3	30	30	140	55	30	140	80	30	140	115
23	233.17	248.3	30	30	140	55	30	140	80	30	140	115

24	243.23	258.4	30	30	140	55	30	140	80	30	140	115
25	253.33	268.5	30	30	140	55	30	140	80	30	140	115
26	263.40	278.6	30	30	150	55	30	150	80	30	150	115
27	273.48	288.6	30	30	150	55	30	150	80	30	150	115
28	283.56	298.7	30	30	150	55	30	150	80	30	150	115
29	293.65	308.8	30	30	150	55	30	150	80	30	150	115
30	303.75	318.9	30	30	150	55	30	150	80	30	150	115
31	313.85	329.0	30	30	150	55	30	150	80	30	150	115
32	323.91	339.1	30	30	150	55	30	150	80	30	150	115
33	334.01	349.2	30	30	150	55	30	150	80	30	150	115
34	344.10	359.3	30	30	150	55	30	150	80	30	150	115
35	354.20	369.4	30	30	150	55	30	150	80	30	150	115
36	364.30	379.5	30	30	150	55	30	150	80	30	150	115
37	374.39	389.5	30	30	150	55	30	150	80	30	150	115
38	384.49	399.6	30	30	150	55	30	150	80	30	150	115
39	394.59	409.7	30	30	150	55	30	150	80	30	150	115
40	404.66	419.8	30	30	150	55	30	150	80	30	150	115
42	424.88	440.0	30	30	150	70	30	160	90	40	160	115
45	455.17	470.3	30	30	150	70	30	160	90	40	160	115
46	465.26	480.4	30	30	150	70	30	160	90	40	160	115
50	505.65	520.8	30	30	150	70	30	160	90	40	160	115
57	576.36	591.5	30	30	150	80	40	160	100	40	180	123
76	768.32	783.5	30	30	150	90	40	180	100	40	200	123
95	960.28	975.2	30	30	150	90	40	180	100	40	200	123
114	1152.26	1167.4	40	40	150	90	40	180	100	40	200	123

TP 24B Standard Sprocket

Nhông Tiêu Chuẩn 24B

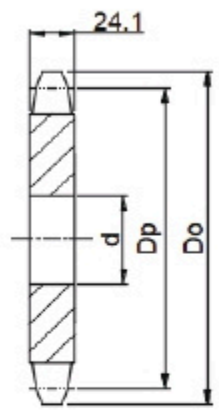

A type

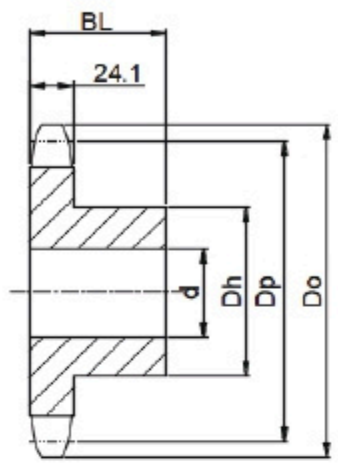

B type

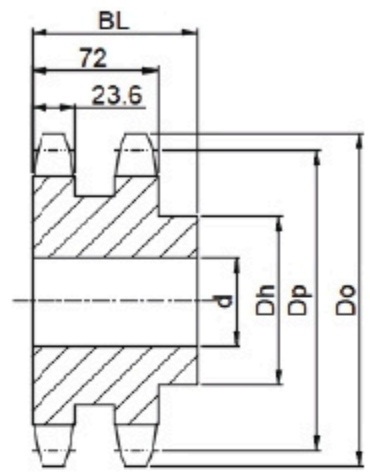

Double B type

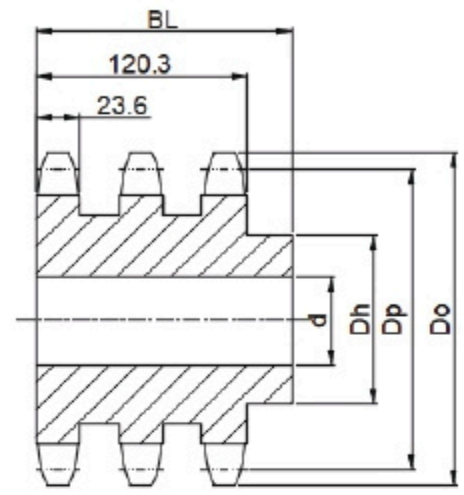

Triple B type

Number of Teeth Số răng	Pitch Đường kính vòng chia Dp	Outside Đường kính đỉnh răng Do	Flat plain procket A type Nhông đĩa (TA)	Single sprocket B type Nhông đơn có gù 1 bên (TB)			Double sprocket B type Nhông đôi có gù 1 bên (TB2)			Triple sprocket B type Nhông ba có gù 1 bên (TB3)		
			Brode lỗ trục	Brode lỗ trục	Hub		Brode lỗ trục	Hub		Brode lỗ trục	Hub	
			d	d	Dh	BL	d	Dh	BL	d	Dh	BL
8	99.5	115.0	20	20	58	45	25	58	95	25	58	140
9	111.40	126.4	20	20	70	45	25	70	95	25	70	140
10	123.29	138.0	20	20	70	45	25	80	95	25	80	140
11	135.21	150.0	25	25	90	50	25	90	100	30	90	150
12	147.22	162.0	25	25	102	50	25	102	100	30	102	150
13	159.18	174.2	25	25	114	50	25	114	100	30	114	150
14	171.22	186.2	25	25	128	50	25	128	100	30	128	150
15	183.26	198.2	25	25	140	50	25	140	100	30	132	150
16	195.30	210.3	25	25	140	55	30	140	100	30	136	150
17	207.34	222.3	25	25	140	55	30	140	100	30	136	150
18	219.42	234.3	25	25	140	55	30	140	100	30	140	150
19	231.49	246.5	30	30	150	60	30	150	100	40	150	150
20	243.57	258.6	30	30	150	60	30	150	100	40	150	150
21	255.65	270.6	30	30	150	60	30	150	100	40	150	150
22	267.73	282.7	30	30	150	60	30	150	100	40	150	150
23	279.80	294.8	30	30	150	60	30	150	100	40	150	150

24	291.88	306.8	30	30	150	60	30	150	100	40	150	150
25	304.00	319.0	30	30	150	60	30	150	100	40	150	150
26	316.08	331.0	30	30	160	60	30	160	100	40	160	150
27	328.19	343.2	30	30	160	60	30	160	100	40	160	150
28	340.27	355.2	30	30	160	60	30	160	100	40	160	150
29	352.38	367.3	30	30	160	60	30	160	100	40	160	150
30	364.50	379.5	30	30	160	60	30	160	100	40	160	150
31	376.62	391.6	30	30	160	60	30	160	100	40	160	150
32	388.69	403.7	30	30	160	60	30	160	100	40	160	150
33	400.81	415.8	30	30	160	60	30	160	100	40	160	150
34	412.93	427.8	30	30	160	60	30	160	100	40	160	150
35	425.04	440.0	30	30	160	60	30	160	100	40	160	150
36	437.16	452.0	30	30	160	60	30	160	100	40	160	150
37	449.27	464.2	30	30	160	60	30	160	100	40	160	150
38	461.39	476.2	30	30	160	60	30	160	100	40	160	150
39	473.50	488.5	30	30	160	60	30	160	100	40	160	150
40	485.62	500.6	30	30	160	60	30	160	100	40	160	150

TP 28B Standard Sprocket

Nhông Tiêu Chuẩn 28B

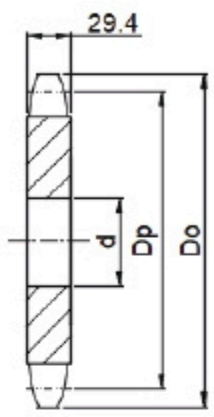

A type

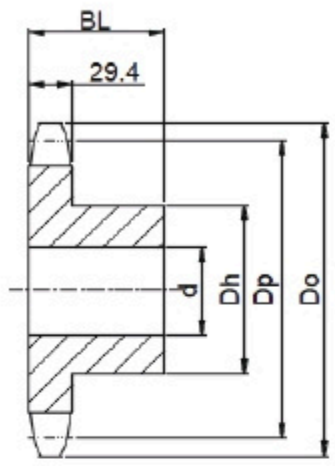

B type

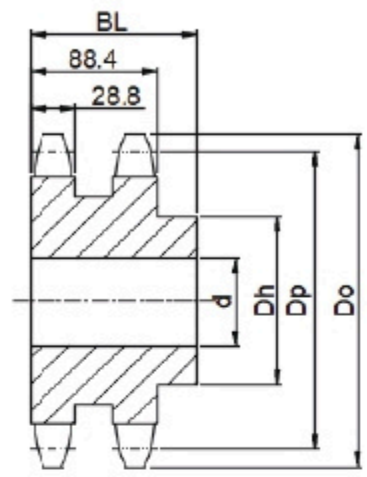

Double B type

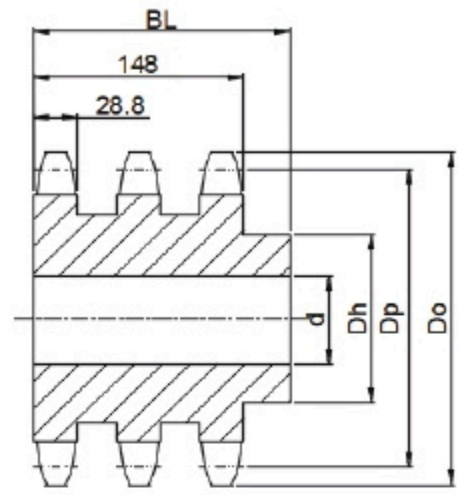

Triple B type

Number of Teeth Số răng	Pitch Đường kính vòng chia Dp	Outside Đường kính đỉnh răng Do	Flat plain procket A type Nhông đĩa (TA)	Single sprocket B type Nhông đơn có gù 1 bên (TB)			Double sprocket B type Nhông đôi có gù 1 bên (TB2)			Triple sprocket B type Nhông ba có gù 1 bên (TB3)		
			Brode lỗ trục	Brode lỗ trục	Hub		Brode lỗ trục	Hub		Brode lỗ trục	Hub	
			d	d	Dh	BL	d	Dh	BL	d	Dh	BL
8	116.15	132.0	25	25	74	70	30	74	120	30	74	180
9	129.96	148.4	25	25	88	70	30	88	120	30	88	180
10	143.85	162.3	25	25	100	70	30	100	120	30	100	180
11	157.77	176.3	25	25	112	70	30	112	120	30	112	180
12	171.74	189.3	25	25	125	70	30	125	120	30	125	180
13	185.75	204.2	25	25	125	70	30	125	120	30	125	180
14	199.76	218.2	25	25	130	70	30	130	120	30	130	180
15	213.79	232.3	25	25	145	70	30	145	120	30	145	180
16	227.84	246.3	30	30	160	75	30	160	120	30	160	180
17	241.90	260.0	30	30	160	75	30	160	120	30	160	180
18	255.98	274.0	30	30	160	75	30	160	120	30	160	180
19	270.06	289.0	30	30	160	75	30	160	120	30	160	180
20	284.15	303.0	30	30	160	75	30	160	120	30	160	180
21	298.24	317.0	30	30	170	75	30	170	120	30	170	180
22	312.34	331.0	30	30	170	75	30	170	120	30	170	180
23	326.44	345.0	30	30	170	75	30	170	120	30	170	180

24	340.55	359.0	30	30	170	75	30	170	120	30	170	180
25	354.66	373.0	30	30	170	75	30	170	120	30	170	180
26	368.77	387.0	30	30	170	75	40	180	120	40	180	180
27	382.88	401.0	30	30	180	75	40	180	120	40	180	180
28	397.00	416.0	30	30	170	75	40	180	120	40	180	180
29	411.12	430.0	30	30	170	75	40	180	120	40	180	180
30	425.24	444.0	30	30	170	75	40	180	120	40	180	180
31	439.37	458.0	30	30	180	75	40	200	120	40	200	180
32	453.49	472.0	30	30	180	75	40	200	120	40	200	180
33	467.62	486.0	30	30	180	75	40	200	120	40	200	180
34	481.75	500.0	30	30	180	75	40	200	120	40	200	180
35	495.88	514.0	30	30	180	75	40	200	120	40	200	180
36	510.01	529.0	30	30	180	75	40	200	120	40	200	180
37	524.13	543.0	30	30	180	75	40	200	120	40	200	180
38	538.27	557.0	30	30	180	75	40	200	120	40	200	180
39	552.40	571.0	30	30	180	75	40	200	120	40	200	180
40	566.54	585.0	30	30	180	75	40	200	120	40	200	180

TP 32B Standard Sprocket

Nhông Tiêu Chuẩn 32B

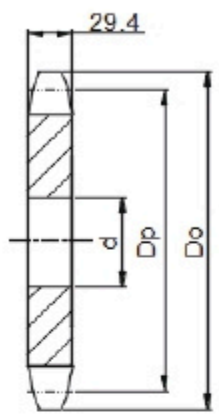

A type

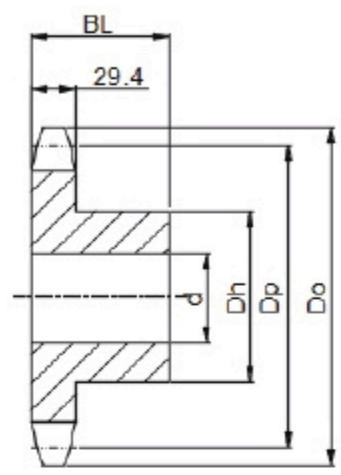

B type

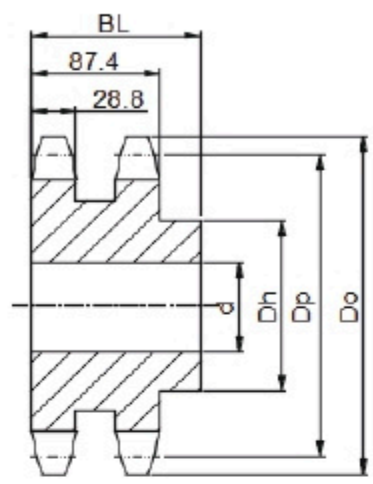

Double B type

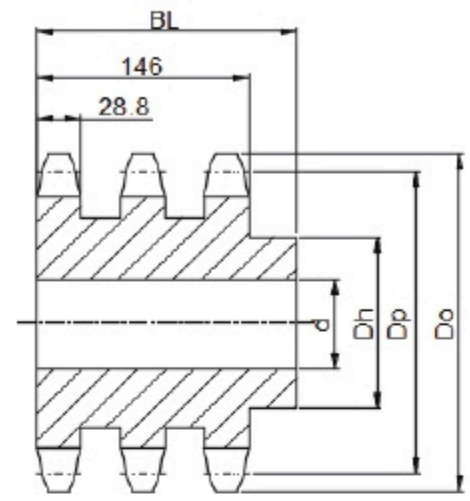

Triple B type

Number of Teeth Số răng	Pitch Đường kính vòng chia Dp	Outside Đường kính đỉnh răng Do	Flat plain procket A type Nhông đĩa (TA)	Single sprocket B type Nhông đơn có gù 1 bên (TB)			Double sprocket B type Nhông đôi có gù 1 bên (TB2)			Triple sprocket B type Nhông ba có gù 1 bên (TB3)		
			Brode lỗ trục	Brode lỗ trục	Hub		Brode lỗ trục	Hub		Brode lỗ trục	Hub	
			d	d	Dh	BL	d	Dh	BL	d	Dh	BL
8	132.74	153.2	30	30	85	80	30	85	120	30	85	180
9	148.54	169.0	30	30	100	80	30	100	120	30	100	180
10	164.39	185.0	30	30	115	80	30	115	120	30	115	180
11	180.31	200.8	30	30	125	80	35	125	120	35	125	180
12	196.29	216.8	30	30	133	80	35	133	120	35	133	180
13	212.29	232.8	30	30	145	80	35	145	120	35	145	180
14	228.29	248.8	30	30	155	80	35	155	120	35	155	180
15	244.30	264.8	30	30	160	80	35	160	120	35	160	180
16	260.40	280.9	30	30	160	80	35	160	120	35	160	180
17	276.46	296.9	30	30	170	90	40	170	120	40	170	180
18	292.55	313.0	30	30	170	90	40	170	120	40	170	180
19	308.66	329.1	30	30	170	90	40	170	120	40	170	180
20	324.71	345.2	40	40	180	90	40	180	120	40	180	180
21	340.82	361.3	40	40	180	90	40	180	120	40	180	180
22	356.98	377.5	40	40	180	90	40	200	120	40	200	180
23	373.08	393.6	40	40	180	90	40	200	120	40	200	180

24	389.18	409.7	40	40	180	90	40	200	120	40	200	180
25	405.33	425.8	40	40	180	90	40	200	120	40	200	180
26	421.44	441.9	40	40	180	90	40	200	120	40	200	180
27	437.59	458.1	40	40	180	90	40	200	120	40	200	180
28	453.69	474.2	40	40	180	90	40	200	120	40	200	180
29	469.85	492.0	40	40	180	90	40	200	120	40	200	180
30	486.00	506.5	40	40	180	90	40	200	120	40	200	180
31	502.09	522.6	40	40	180	90	40	200	120	40	200	180
32	518.27	538.8	40	40	180	90						
33	534.35	554.9	40	40	180	90						
34	550.51	571.0	40	40	180	90						
35	566.71	589.5	40	40	180	90						
36	582.81	605.6	40	40	180	90						
37	598.90	621.7	40	40	180	90						
38	615.16	635.5	40	40	180	90						
39	631.27	653.0	40	40	180	90						
40	647.47	670.3	40	40	180	90						

2040 Sprocket

Nhông 2040

Type-A

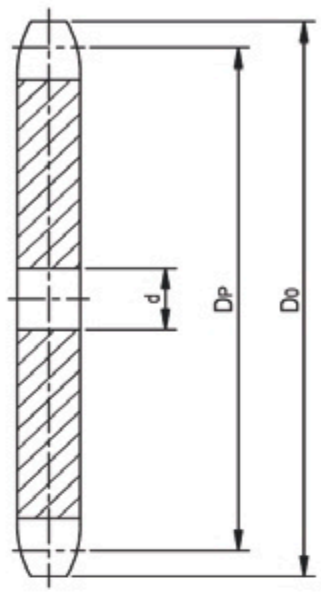

Type-B

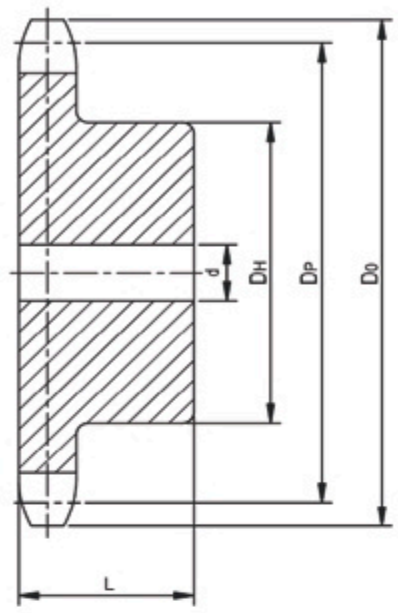

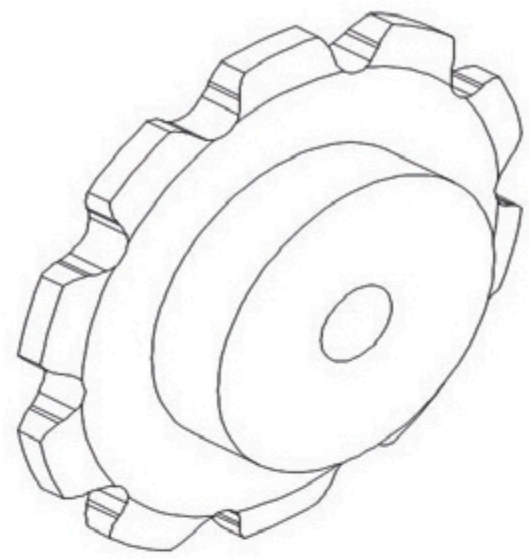

S-Roller Type: A2040, C2040

Unit: mm

No.of Teeth Số răng	Outside Dia Đường kính đỉnh răng	Pitch Dia Đường kính vòng chia	Pilot Bore Lỗ trục		Hub Đường kính cùi	Length thru Bore Độ dày nhông
N	DO	DP	Min	Max	DH	L
8	71	61.41	16	35	54	30
9	79	74.3	16	35	56	30
10	88	82.24	20	35	56	40
11	96	90.2	20	35	56	40
12	104	98.19	20	35	56	40
13	113	106.19	20	40	65	40
14	121	114.2	20	40	65	40
15	129	122.23	20	40	65	40
16	137	130.26	20	40	65	40
17	146	138.3	20	45	70	45
18	154	146.35	20	45	70	45
19	162	154.4	20	45	70	45
20	170	162.45	20	45	70	45
21	178	170.51	20	55	89	45
22	186	178.57	20	55	89	45
23	194	186.63	20	55	89	45
24	203	194.7	20	55	89	45
25	211	202.76	20	55	89	45
26	219	210.83	20	55	89	45
28	235	226.97	20	55	89	45
30	251	243.12	20	55	89	45

2050 Sprocket

Nhông 2050

Type-A

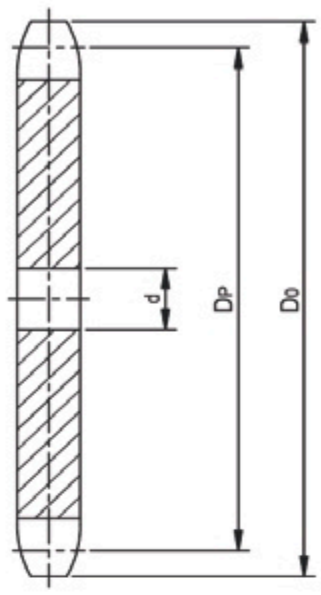

Type-B

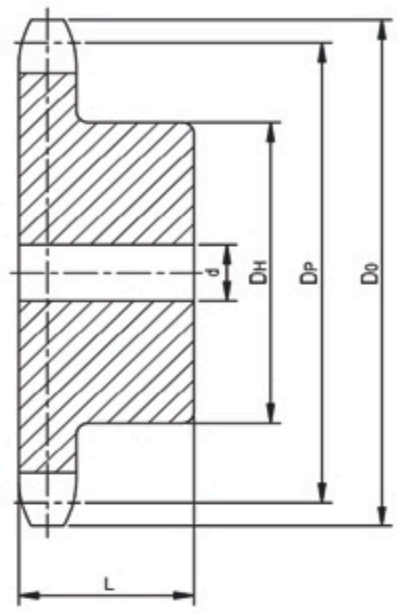

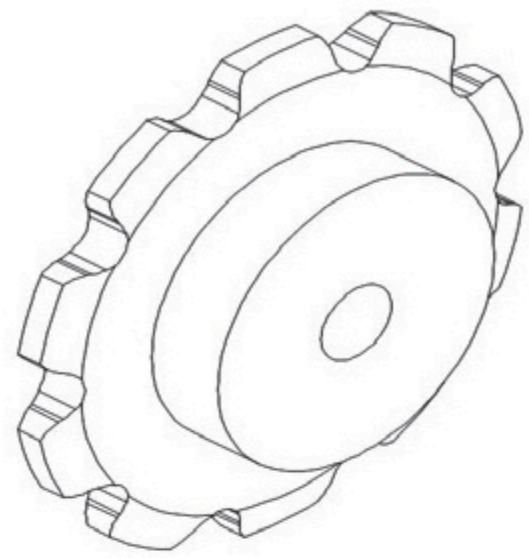

S-Roller Type: A2040, C2040

Unit: mm

No.of Teeth Số răng	Outside Dia Đường kính đỉnh răng	Pitch Dia Đường kính vòng chia	Pilot Bore Lỗ trục		Hub Đường kính cùi	Length thru Bore Độ dày nhông
N	DO	DP	Min	Max	DH	L
8	89	83.01	20	45	60	30
9	99	92.88	20	45	70	30
10	110	102.8	20	45	70	45
11	120	112.75	20	45	70	45
12	131	122.73	20	45	70	45
13	141	132.74	20	45	70	45
14	151	142.75	20	45	70	45
15	162	152.79	20	45	70	45
16	172	162.83	20	45	70	45
17	182	172.88	20	50	85	50
18	192	182.93	20	55	90	55
19	203	193	20	55	90	55
20	213	203.06	20	55	90	55
21	223	213.13	20	55	90	55
22	233	223.21	20	55	90	55
23	243	233.29	20	55	90	55
24	253	243.37	20	55	90	55
25	264	253.45	20	55	90	55
26	274	263.54	20	55	90	55
28	294	283.72	20	55	90	55
30	314	303.9	20	55	90	55

2060 Sprocket

Nhông 2060

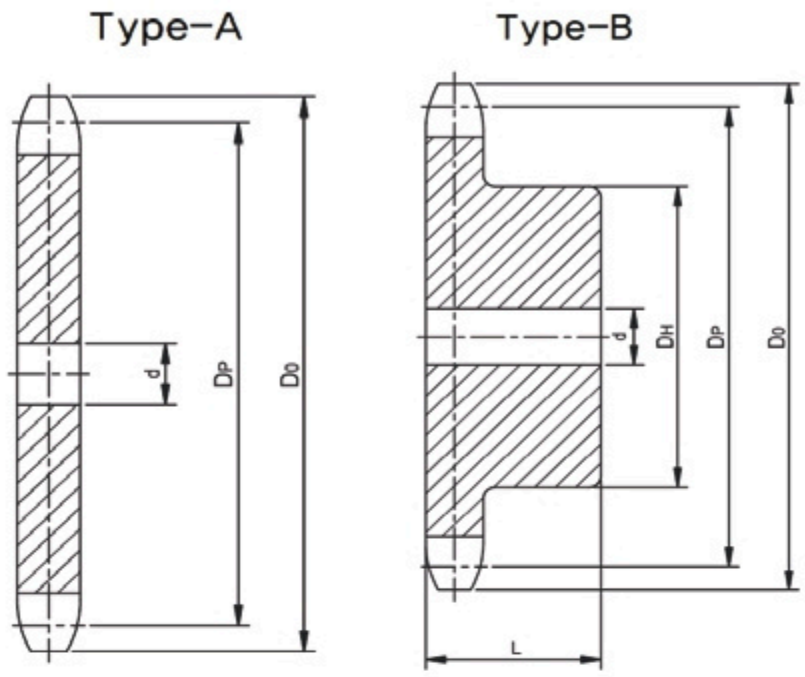

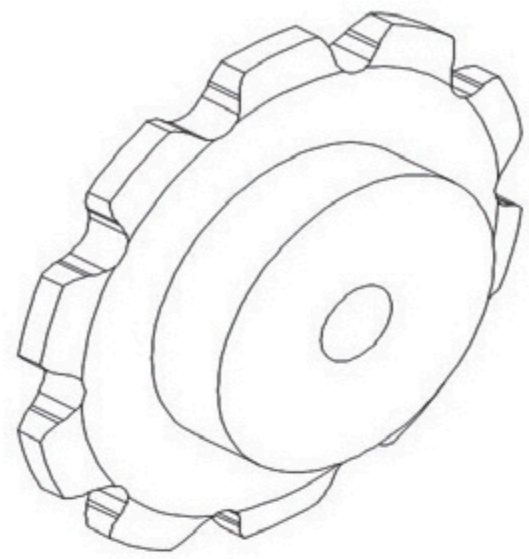

S-Roller Type A2060

unit: mm

No.of Teeth Số răng	Outside Dia Đường kính đỉnh răng	Pitch Dia Đường kính vòng chia	Pilot Bore Lỗ trục		Hub Đường kính cùi	Length thru Bore Độ dày nhông
N	DO	DP	Min	Max	DH	L
8	107	99.61	20	47	72	32
9	119	111.45	20	50	80	32
10	132	123.35	26	50	80	45
11	145	135.3	26	50	80	45
12	157	147.28	26	50	80	45
13	169	159.28	26	55	85	50
14	182	171.31	26	55	85	50
15	194	183.34	26	55	85	50
16	206	195.39	26	55	85	55
17	219	207.45	26	60	90	55
18	231	219.52	26	60	90	55
19	243	231.59	26	60	90	55
20	255	243.67	26	60	90	55
21	268	255.76	26	60	90	55
22	280	267.85	26	60	90	55
23	292	279.95	26	60	90	55
24	304	292.04	26	60	90	55
25	316	304.14	26	60	90	55
26	329	316.25	26	60	90	55
28	353	340.46	26	60	90	55
30	377	364.68	26	60	90	55

2080 Sprocket

Nhông 2080

Type-A

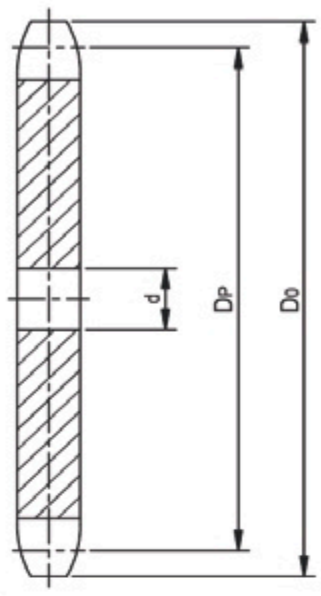

Type-B

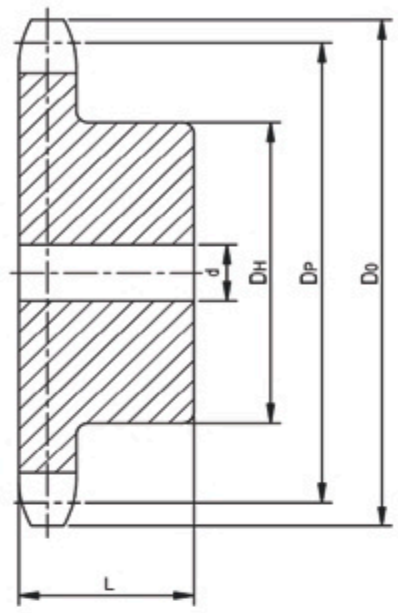

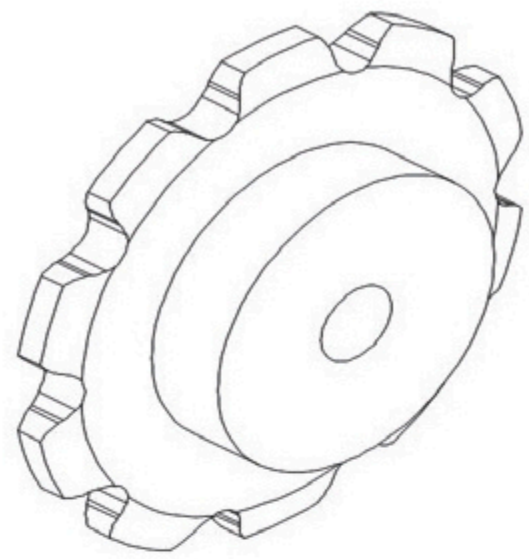

S-Roller Type : A2080, C2080

unit: mm

No.of Teeth Số răng	Outside Dia Đường kính đỉnh răng	Pitch Dia Đường kính vòng chia	Pilot Bore Lỗ trục		Hub Đường kính cùi	Length thru Bore Độ dày nhông
N	DO	DP	Min	Max	DH	L
8	143	132.81	25	60	95	45
9	159	148.6	25	70	108	45
10	176	164.47	25	70	108	45
11	193	180.4	25	70	108	45
12	209	196.37	25	70	108	45
13	226	212.38	32	80	120	55
14	242	228.41	32	80	120	55
15	259	244.46	32	80	120	55
16	275	260.52	32	80	120	55
17	292	276.6	32	80	120	55
18	308	292.69	32	80	120	55
19	324	308.79	32	80	120	55
20	341	324.9	32	80	120	55
21	357	341.01	32	80	120	55
22	356	357.13	32	80	120	55
23	373	373.26	32	80	120	55
24	406	389.39	32	80	120	55
25	422	405.52	32	80	120	55
26	438	421.66	32	85	130	55
28	471	453.94	32	85	130	55
30	503	486.24	32	85	130	55

2042 Sprocket

Nhông 2042

Type-A

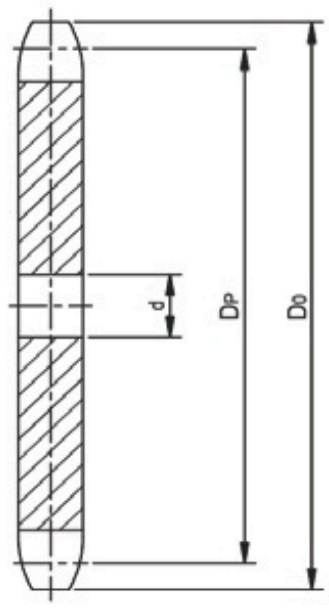

Type-B

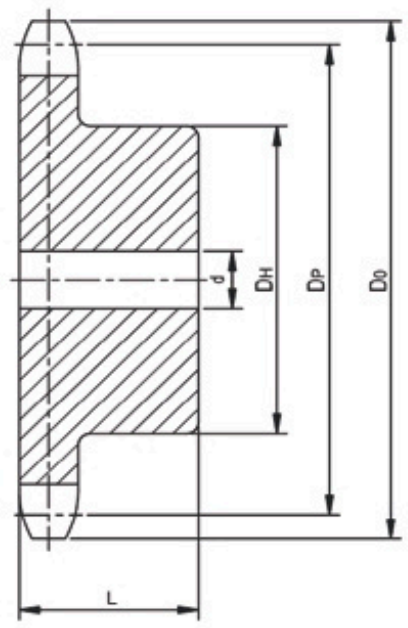

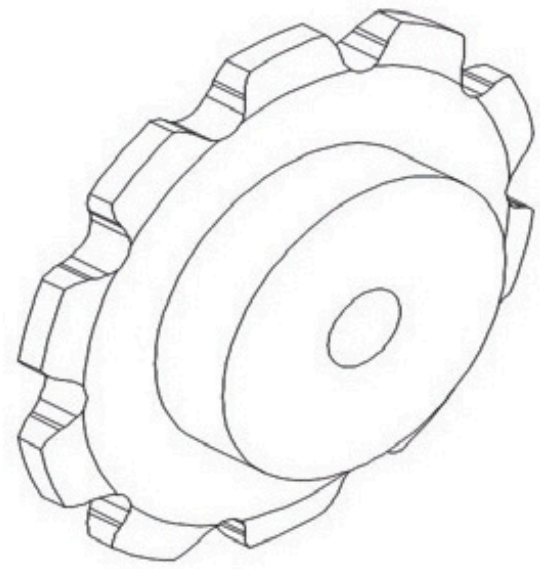

R-Roller Type: C2042

unit: mm

No.of Teeth Số răng	Outside Dia Đường kính đỉnh răng	Pitch Dia Đường kính vòng chia	Pilot Bore Lỗ trục		Hub Cùi	Length thru Bore Độ dày nhông	Approx. Weight Khối lượng (kg)	
N	DO	DP	Min	Max	DH	L	Type - B	Type - A
9	85	74.73	16	35	56	30	0.70	
10	93	82.19	20	35	56	40	0.98	
11	102	90.16	20	35	56	40	1.00	
12	110	98.14	20	35	56	40	1.10	
13	118	106.14	20	40	65	40	1.60	
14	127	114.15	20	40	65	40	1.70	
15	134	122.17	20	40	65	40	1.75	
16	142	130.20	20	40	65	40	2.00	0.69
17	150	138.23	20	45	70	45	2.10	0.84
18	160	146.27	20	45	70	45	2.15	0.91
19	168	154.32	20	45	70	45	2.30	0.99
20	176	162.37	20	45	70	45	2.50	1.07
21	184	170.43	20	55	89	45	2.60	1.24
22	192	178.49	20	55	89	45	2.70	1.36
23	199	186.54	20	55	89	45	2.80	1.47
24	208	194.59	20	55	89	45	2.90	1.59
25	216	202.67	20	55	89	45	3.00	1.73
26	225	210.72	20	55	89	45	3.10	1.91
28	241	218.80	20	55	89	45	3.20	2.18
30	257	226.87	20	55	89	45	3.40	2.41

2052 Sprocket

Nhông 2052

Type-A

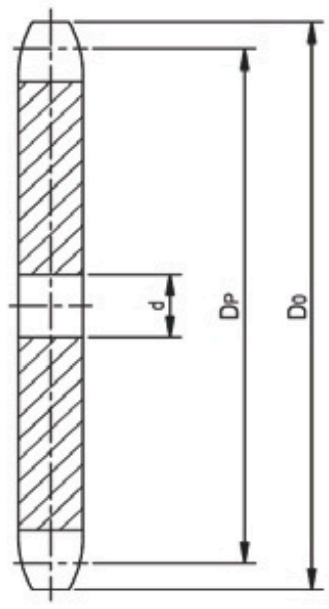

Type-B

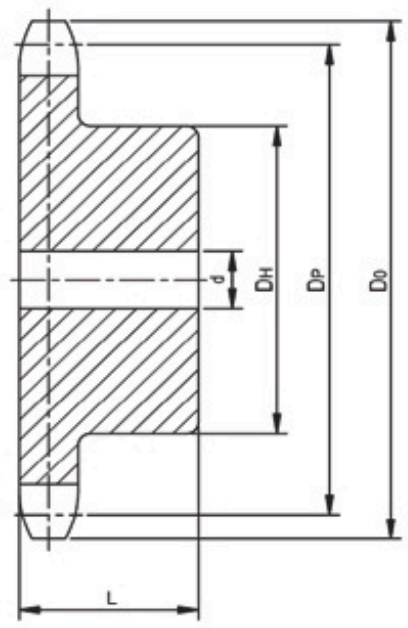

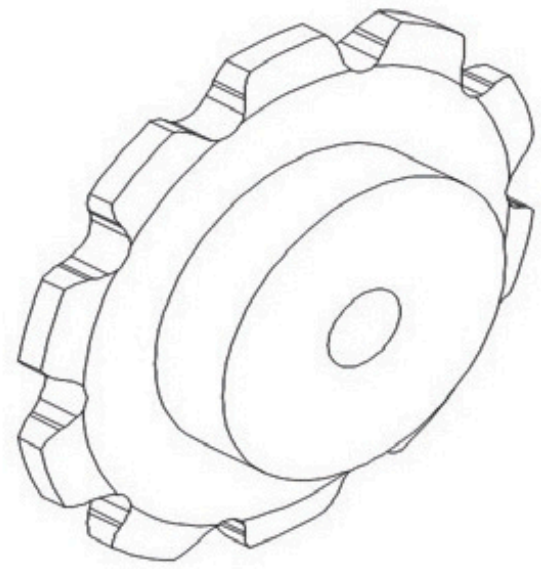

R-Roller Type (Over size Roller Type): C2062

unit: mm

No.of Teeth Số răng	Outside Dia Đường kính đỉnh răng	Pitch Dia Đường kính vòng chia	Pilot Bore Lỗ trục		Hub Cùi	Length thru Bore Độ dày nhông	Approx. Weight Khối lượng (kg)	
N	DO	DP	Min	Max	DH	L	Type - B	Type - A
9	106	92.84	20	45	70	30	1.40	
10	116	102.74	20	45	70	45	1.90	
11	127	112.70	20	45	70	45	2.00	
12	138	122.67	20	45	70	45	2.20	0.82
13	148	132.67	20	45	70	45	2.30	0.95
14	158	142.68	20	45	70	45	2.40	1.04
15	168	152.71	20	45	70	45	2.50	1.23
16	179	162.74	20	45	70	45	2.70	1.41
17	189	172.79	20	50	85	50	3.00	1.59
18	199	182.84	20	55	90	55	4.00	1.77
19	209	192.90	20	55	90	55	4.30	2.04
20	220	202.96	20	55	90	55	4.40	2.14
21	230	213.03	20	55	90	55	4.60	2.41
22	240	223.09	20	55	90	55	4.80	2.59
23	250	233.17	20	55	90	55	4.90	2.86
24	260	243.26	20	55	90	55	5.00	3.18
25	270	253.31	20	55	90	55	5.50	3.41
26	280	263.40	20	55	90	55	6.00	3.64
28	301	283.51	20	55	90	55	6.80	4.18
30	321	303.73	20	55	90	55	7.00	4.91

2062 Sprocket

Nhông 2062

Type-A

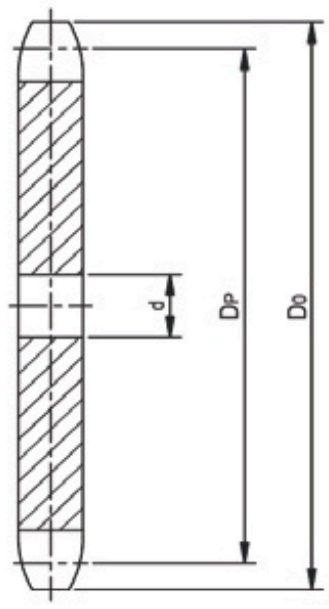

Type-B

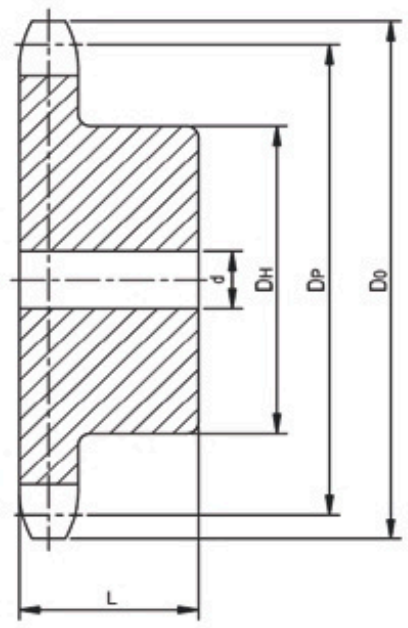

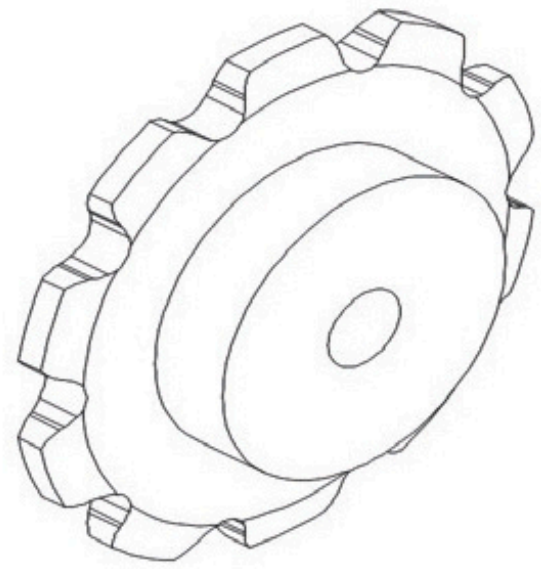

R-Roller Type (Over size Roller Type) :C2062

Unit: mm

No.of Teeth Số răng	Outside Dia Đường kính đỉnh răng	Pitch Dia Đường kính vòng chia	Pilot Bore Lỗ trục		Hub Cùi	Length thru Bore Độ dày nhông	Approx. Weight Khối lượng (kg)	
N	DO	DP	Min	Max	DH	L	Type - B	Type - A
8	115	99.57	20	47	72	32	2.00	
9	128	111.40	20	50	80	32	2.23	
10	140	123.29	26	50	80	45	2.40	
11	153	135.24	26	50	80	45	2.60	
12	165	147.21	26	50	80	45	2.80	1.45
13	177	159.20	26	55	85	50	3.10	1.59
14	190	171.22	26	55	85	50	3.70	1.82
15	202	183.25	26	55	85	50	3.80	2.14
16	214	195.29	26	55	85	55	4.10	2.41
17	227	207.35	26	60	90	55	4.90	2.73
18	239	219.41	26	60	90	55	5.30	3.09
19	251	231.48	26	60	90	55	5.60	3.41
20	263	243.55	26	60	90	55	6.00	3.77
21	276	255.63	26	60	90	55	6.36	4.18
22	287	267.72	26	60	90	55	6.68	4.45
23	300	279.81	26	60	90	55	7.27	4.91
24	312	291.19	26	60	90	55	7.73	5.23
25	324	303.99	26	60	90	55	8.64	5.68
26	337	316.08	26	60	90	55	10.00	6.18
28	361	340.28	26	60	90	55	10.91	7.18

2082 Sprocket

Nhông 2082

Type-A

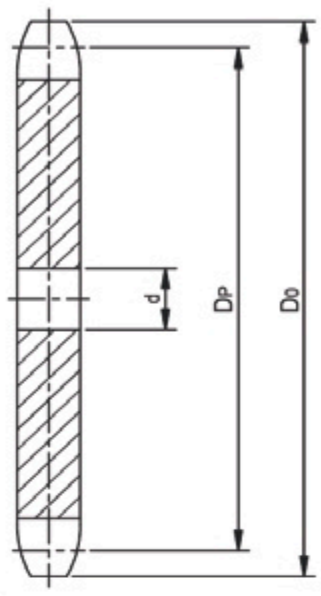

Type-B

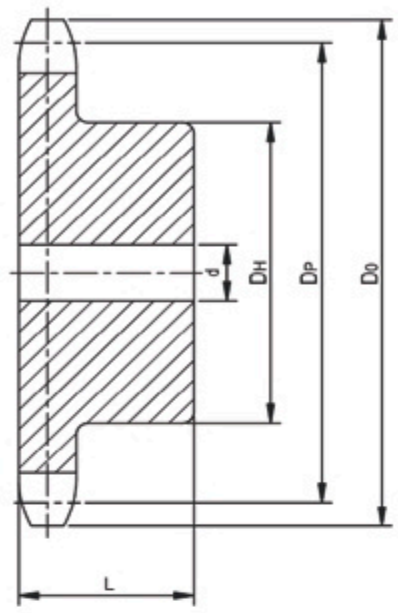

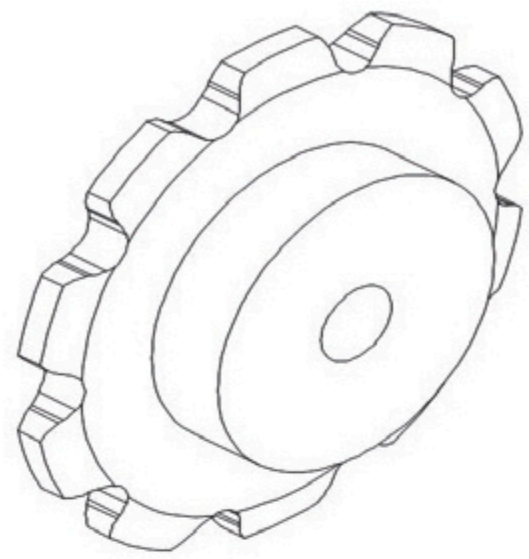

S-Roller Type : A2080, C2080

unit: mm

No.of Teeth Số răng	Outside Dia Đường kính đỉnh răng	Pitch Dia Đường kính vòng chia	Pilot Bore Lỗ trục		Hub Cùi	Length thru Bore Độ dày nhông	Approx. Weight Khối lượng (kg)	
N	DO	DP	Min	Max	DH	L	Type - B	Type - A
8	153	132.74	25	60	95	45	3.18	
9	170	148.54	25	70	108	45	4.09	
10	334	164.39	25	70	108	45	5.00	
11	203	180.31	25	70	108	45	5.91	2.82
12	220	196.26	25	70	108	45	6.82	3.45
13	236	212.27	32	80	120	55	7.73	3.91
14	253	228.29	32	80	120	55	8.64	4.59
15	269	244.35	32	80	120	55	9.09	5.23
16	286	260.04	32	80	120	55	10.00	5.86
17	302	276.48	32	80	120	55	10.45	6.59
18	318	292.56	32	80	120	55	11.82	7.27
19	335	308.63	32	80	120	55	12.73	7.95
20	351	324.74	32	80	120	55	13.64	8.91
21	367	340.84	32	80	120	55	14.09	9.91
22	384	356.95	32	80	120	55	14.54	10.68
23	400	373.07	32	80	120	55	15.45	11.82
24	416	389.20	32	80	120	55	17.73	12.50
25	432	405.33	32	80	120	55	18.64	13.77
26	449	421.46	32	85	130	55	19.54	14.86
28	481	453.72	32	85	130	55	20.45	17.04
30	514	486.00	32	85	130	55	21.36	19.09

Bearing Unit UCP Type

Gối bi UCP

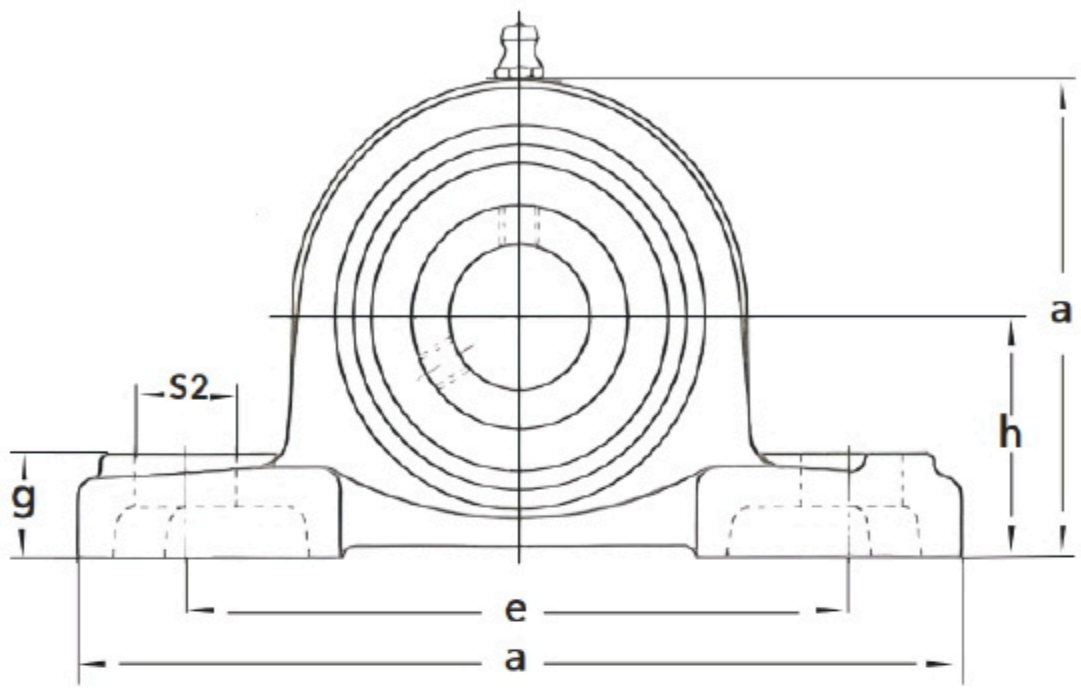

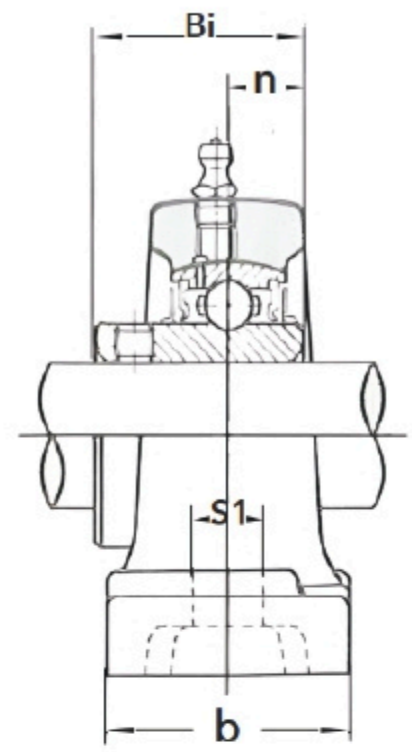

Unit: mm

Unit No. Mã	Shaft Diam. Đường kính trục	Dimensions Kích thước										Bolt Size Kích thước then	Bearing no. Mã vòng bi	Housing no. Mã gối
		h	a	e	b	s 1	s 2	g	W	Bi	n			
UCP201	12	30.2	127	95	38	13	19	15	62	31	12.7	M10	UC201	P203
UCP202	15	30.2	127	95	38	13	19	15	62	31	12.7	M10	UC202	P203
UCP203	17	30.2	127	95	38	13	19	15	62	31	12.7	M10	UC203	P203
UCP204	20	33.3	127	95	38	13	19	15	65	31	12.7	M10	UC204	P204
UCP205	25	36.5	140	105	38	13	16	16	70	34.1	14.3	M10	UC205	P205
UCP206	30	42.9	165	121	48	17	21	18	83	38.1	15.9	M14	UC206	P206
UCP207	35	47.6	167	127	48	17	21	19	94	42.9	17.5	M14	UC207	P207
UCP208	40	49.2	184	137	54	17	25	19	100	49.2	19	M14	UC208	P208
UCP209	45	54	190	146	54	17	22	20	108	49.2	19	M14	UC209	P209
UCP210	50	57.2	206	159	60	20	25	22	114	51.6	19	M16	UC210	P210
UCP211	55	63.5	219	171	60	20	25	22	126	55.6	22.2	M16	UC211	P211
UCP212	60	69.8	241	184	70	20	25	25	138	65.1	25.4	M16	UC212	P212
UCP213	65	76.2	265	203	70	25	29	27	150	65.1	25.4	M20	UC213	P213
UCP214	70	79.4	266	210	72	25	31	27	156	74.6	30.2	M20	UC214	P214
UCP215	75	82.6	275	217	74	25	31	28	163	77.8	33.3	M20	UC215	P215
UCP216	80	88.9	292	232	78	25	31	30	175	82.6	33.3	M20	UC216	P216
UCP217	85	95.2	310	247	83	25	31	32	187	85.7	34.1	M20	UC217	P217
UCP218	90	101.6	327	262	88	27	33	34	200	96	39.7	M22	UC218	P218
UCP305	25	45	175	132	45	17	20	16	85	38	15	M14	UC305	P305

UCP306	30	50	180	140	50	17	20	18	95	43	17	M14	UC306	P306
UCP307	35	56	210	160	56	17	25	20	106	48	19	M14	UC307	P307
UCP308	40	60	220	170	60	17	27	22	116	52	19	M14	UC308	P308
UCP309	45	67	245	190	67	20	30	24	129	57	22	M16	UC309	P309
UCP310	50	75	275	212	75	20	35	27	143	61	22	M16	UC310	P310
UCP311	55	80	310	236	80	20	38	30	154	66	25	M16	UC311	P311
UCP312	60	85	330	250	85	25	38	32	165	71	26	M20	UC312	P312
UCP313	65	90	340	260	90	25	38	35	176	75	30	M20	UC313	P313
UCP314	70	95	60	280	90	27	40	35	187	78	33	M22	UC314	P314
UCP315	75	100	380	290	100	27	40	35	198	82	32	M22	UC315	P315
UCP316	80	106	400	300	110	27	40	40	210	86	34	M22	UC316	P316
UCP317	85	112	420	320	110	33	45	40	220	96	40	M27	UC317	P317
UCP318	90	118	430	330	110	33	45	45	235	96	40	M27	UC318	P318
UCP319	95	125	470	360	120	36	50	45	250	103	41	M30	UC319	P319
UCP320	100	140	490	380	120	36	50	50	275	108	42	M30	UC320	P320
UCP322	110	150	520	400	140	40	55	50	296	117	46	M33	UC322	P322
UCP324	120	160	570	450	140	40	55	50	316	126	51	M33	UC324	P324
UCP326	130	180	600	480	140	40	55	50	355	135	54	M33	UC326	P326
UCP328	140	200	620	500	140	40	55	60	393	145	59	M33	UC328	P328

Bearing Unit UCF Type

Gối bi UCF

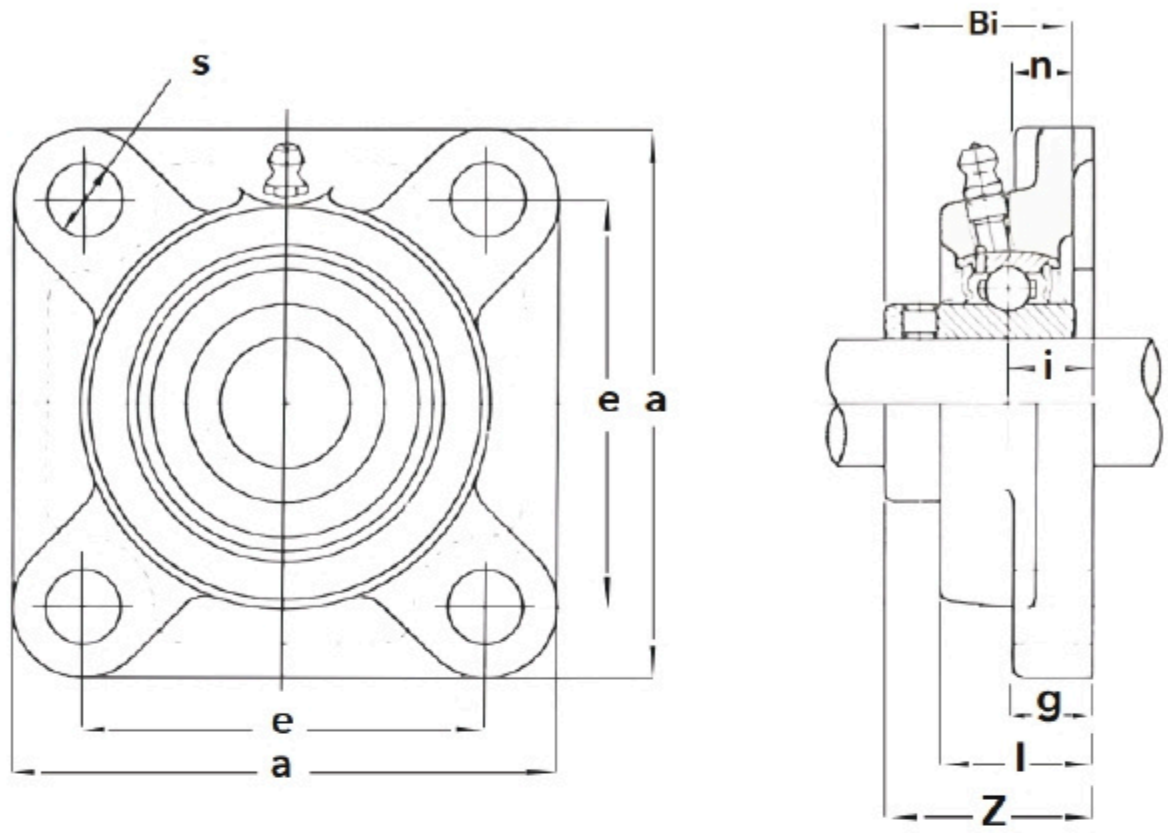

Unit: mm

Unit No. Mã	Shaft Diam. Đường kính trục	Dimensions Kích thước									Bolt Size Kích thước then	Bearing no. Mã vòng bi	Housing no. Mã gối
		a	e	i	g	l	s	Z	Bi	n			
UCF201	12	86	64	15	12	25.5	12	33.3	31	12.7	M10	UC201	F204
UCF202	15	86	64	15	12	25.5	12	33.3	31	12.7	M10	UC202	F204
UCF203	17	86	64	15	12	25.5	12	33.3	31	12.7	M10	UC203	F204
UCF204	20	86	64	15	12	25.5	12	33.3	31	12.7	M10	UC204	F204
UCF205	25	95	70	16	14	27	12	35.7	34.1	14.3	M10	UC205	F205
UCF206	30	108	83	18	14	31	12	40.2	38.1	15.9	M10	UC206	F206
UCF207	35	117	92	19	16	34	14	44.4	42.9	17.5	M12	UC207	F207
UCF208	40	130	102	21	16	36	16	51.2	49.2	19	M14	UC208	F208
UCF209	45	137	105	22	18	38	16	52.2	49.2	19	M14	UC209	F209
UCF210	50	143	111	22	18	40	16	54.6	51.6	19	M14	UC210	F210
UCF211	55	162	130	25	20	43	19	58.4	55.6	22.2	M16	UC211	F211
UCF212	60	175	143	29	20	48	19	68.7	65.1	25.4	M16	UC212	F212
UCF213	65	187	149	30	20	50	19	69.7	65.1	25.4	M16	UC213	F213
UCF214	70	193	152	31	24	54	19	75.4	74.6	30.2	M16	UC214	F214
UCF215	75	200	159	34	24	56	19	78.5	77.8	33.3	M16	UC215	F215
UCF216	80	208	165	34	24	58	23	83.3	82.6	33.3	M20	UC216	F216
UCF217	85	220	175	36	26	63	23	87.6	85.7	34.1	M20	UC217	F217
UCF218	90	235	187	40	26	68	23	96.3	96	39.7	M20	UC218	F218
UCF305	25	110	80	16	13	29	16	39	38	15	M14	UC305	F305

UCF201	12	86	64	15	12	25.5	12	33.3	31	12.7	M10	UC201	F204
UCF202	15	86	64	15	12	25.5	12	33.3	31	12.7	M10	UC202	F204
UCF203	17	86	64	15	12	25.5	12	33.3	31	12.7	M10	UC203	F204
UCF204	20	86	64	15	12	25.5	12	33.3	31	12.7	M10	UC204	F204
UCF205	25	95	70	16	14	27	12	35.7	34.1	14.3	M10	UC205	F205
UCF206	30	108	83	18	14	31	12	40.2	38.1	15.9	M10	UC206	F206
UCF207	35	117	92	19	16	34	14	44.4	42.9	17.5	M12	UC207	F207
UCF208	40	130	102	21	16	36	16	51.2	49.2	19	M14	UC208	F208
UCF209	45	137	105	22	18	38	16	52.2	49.2	19	M14	UC209	F209
UCF210	50	143	111	22	18	40	16	54.6	51.6	19	M14	UC210	F210
UCF211	55	162	130	25	20	43	19	58.4	55.6	22.2	M16	UC211	F211
UCF212	60	175	143	29	20	48	19	68.7	65.1	25.4	M16	UC212	F212
UCF213	65	187	149	30	20	50	19	69.7	65.1	25.4	M16	UC213	F213
UCF214	70	193	152	31	24	54	19	75.4	74.6	30.2	M16	UC214	F214
UCF215	75	200	159	34	24	56	19	78.5	77.8	33.3	M16	UC215	F215
UCF216	80	208	165	34	24	58	23	83.3	82.6	33.3	M20	UC216	F216
UCF217	85	220	175	36	26	63	23	87.6	85.7	34.1	M20	UC217	F217
UCF218	90	235	187	40	26	68	23	96.3	96	39.7	M20	UC218	F218
UCF305	25	110	80	16	13	29	16	39	38	15	M14	UC305	F305

Bearing Unit UCT Type

Gối bi UCT

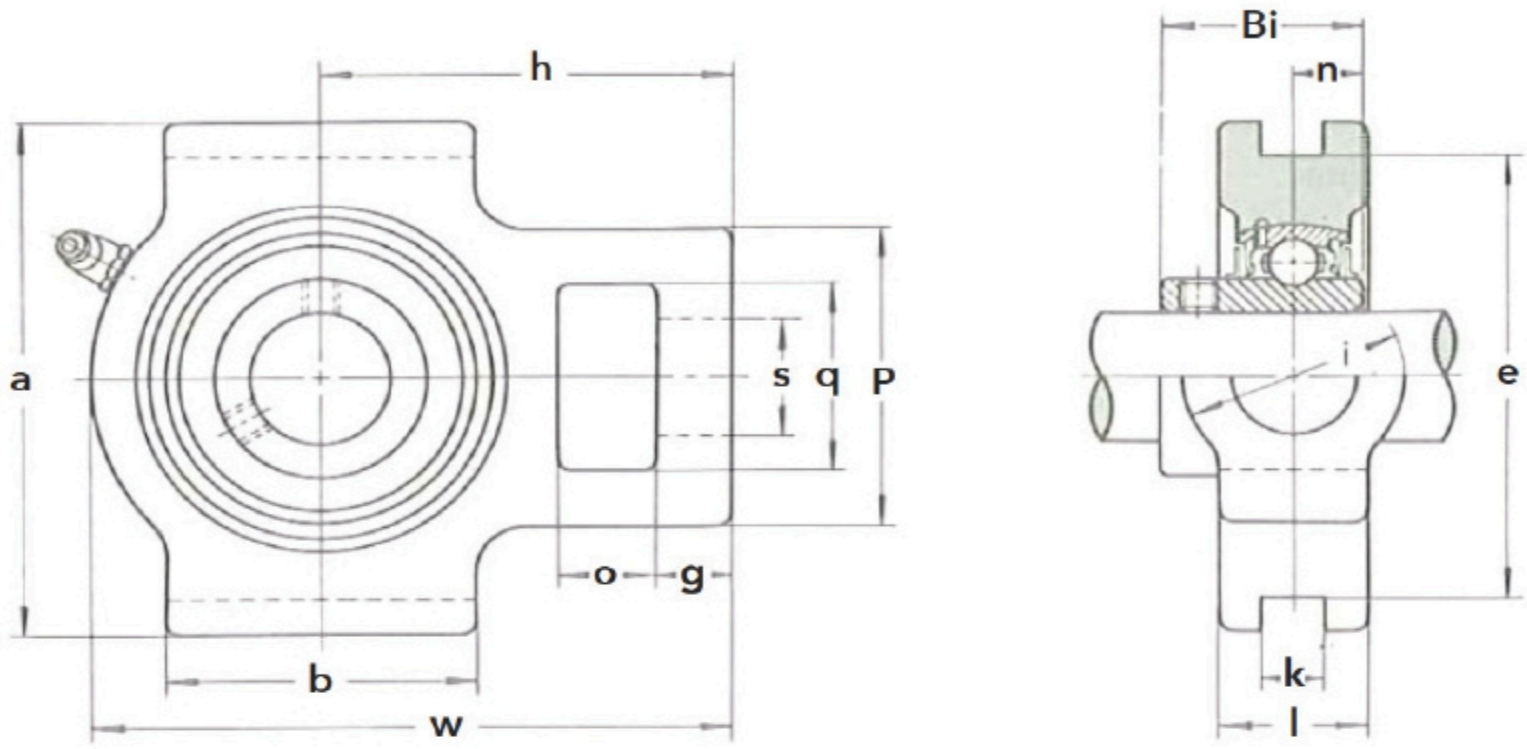

Unit: mm

Unit No. Mã	Shaft Diam. Đường kính trục	Dimensions Kích thước															Bearing no. Mã vòng bi	
		o	g	p	q	s	b	k	e	a	w	i	l	h	Bi	n		
UCT201	12	16	10	51	32	19	51	12	76	89	94	32	21	61	31	12.7	UC201	T204
UCT202	15	16	10	51	32	19	51	12	76	89	94	32	21	61	31	12.7	UC202	T204
UCT203	17	16	10	51	32	19	51	12	76	89	94	32	21	61	31	12.7	UC203	T204
UCT204	20	16	10	51	32	19	51	12	76	89	94	32	21	61	31	12.7	UC204	T204
UCT205	25	16	10	51	32	19	51	12	76	89	97	32	24	62	34.1	14.3	UC205	T205
UCT206	30	16	10	56	37	22		12	89	102	113	37	28	70	38.1	15.9	UC206	T206
UCT207	35	16	13	64	37	22	64	12	89	102	129	37	30	78	42.9	17.5	UC207	T207
UCT208	40	19	16	83	49	29	83	16	102	114	144	49	33	88	49.2	19	UC208	T208
UCT209	45	19	16	83	49	29	83	16	102	117	144	49	35	87	49.2	19	UC209	T209
UCT210	50	19	16	83	49	29	86	16	102	117	149	49	37	90	51.6	19	UC210	T210
UCT211	55	25	19	102	64	35	95	22	130	146	171	64	38	106	55.6	22.2	UC211	T21 1
UCT212	60	32	19	102	64	35	102	22	130	146	194	64	42	119	65.1	25.4	UC212	T212
UCT213	65	32	21	111	70	41	121	26	151	167	224	70	44	137	65.1	25.4	UC213	T213
UCT214	70	32	21	111	70	41	121	26	151	167	224	70	46	137	74.6	30.2	UC214	T214
UCT215	75	32	21	111	70	41	121	26	151	167	232	70	48	140	77.8	33.3	UC215	T215
UCT216	80	32	21	111	70	41	121	26	165	184	235	70	51	140	82.6	33.3	UC216	T216
UCT217	85	38	29	124	73	48	157	30	173	198	260	73	54	162	85.7	34.1	UC217	T217

Bearing Unit UCFL Type

Gối Bi UCFL

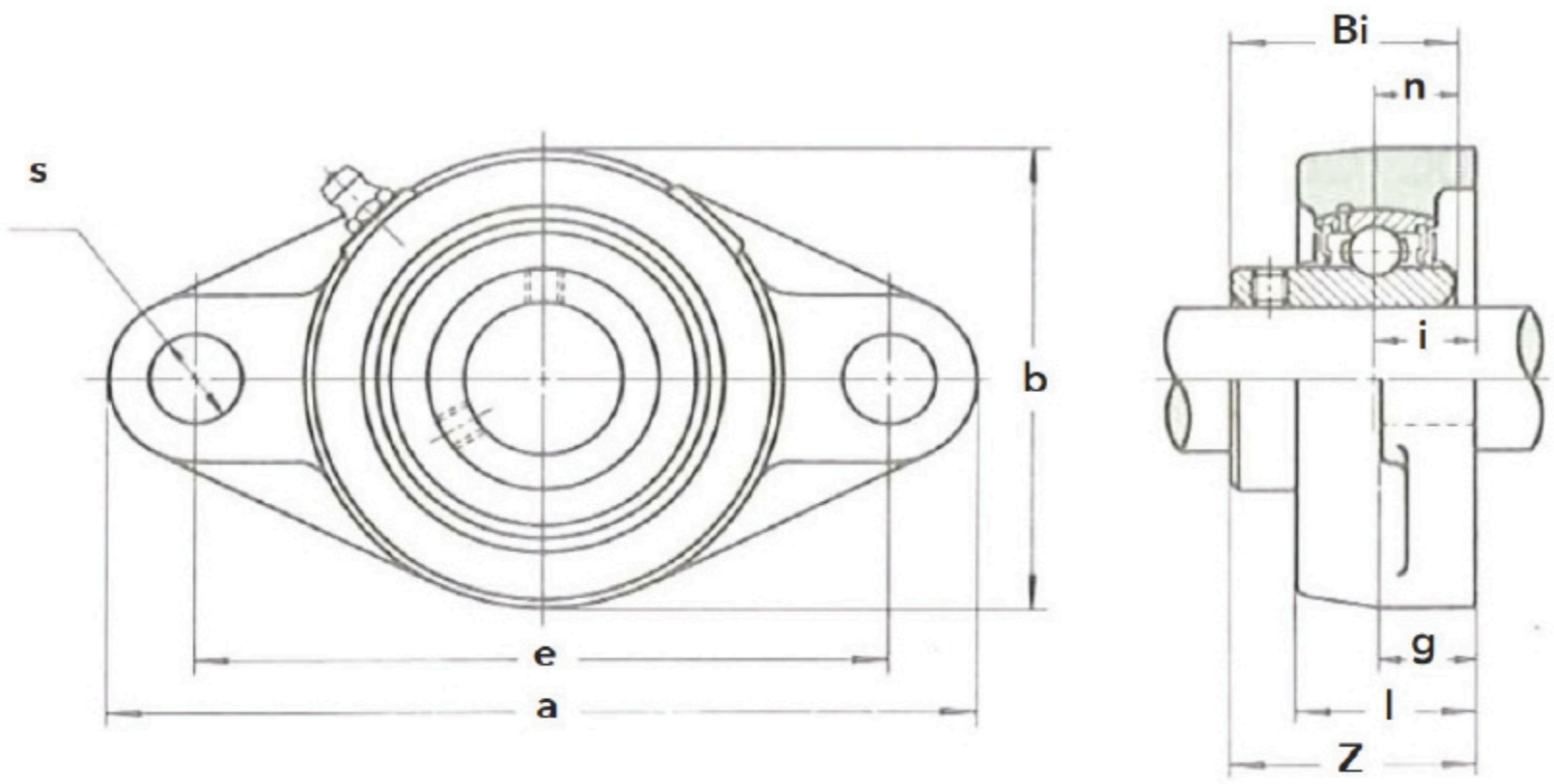

Unit: mm

Unit No. Mã	Shaft Diam. Đường kính trục	Dimensions Kích thước										Bolt Size Kích thước then	Bearing no. Mã vòng bi	Housing no. Mã gối
		a	e	i	g	l	s	b	Z	Bi	n			
UCFL201	12	113	90	15	11	25.5	12	60	33.3	31	12.7	M10	UC201	FL201
UCFL202	15	113	90	15	11	25.5	12	60	33.3	31	12.7	M10	UC202	FL202
UCFL203	17	113	90	15	11	25.5	12	60	33.3	31	12.7	M10	UC203	FL203
UCFL204	20	113	90	15	11	25.5	12	60	33.3	31	12.7	M10	UC204	FL204
UCFL205	25	130	99	16	13	27	16	68	35.7	34.1	14.3	M14	UC205	FL205
UCFL206	30	148	117	18	13	31	16	80	40.2	38.1	15.9	M14	UC206	FL206
UCFL207	35	161	130	19	14	34	16	90	44.4	42.9	17.5	M14	UC207	FL207
UCFL208	40	175	144	21	14	36	16	100	51.2	49.2	19	M14	UC208	FL208
UCFL209	45	188	148	22	15	38	19	108	52.2	49.2	19	M16	UC209	FL209
UCFL210	50	197	157	22	15	40	19	115	54.6	51.6	19	M16	UC210	FL210
UCFL211	55	224	184	25	18	43	19	130	58.4	55.6	22.2	M16	UC211	FL211
UCFL212	60	250	202	29	18	48	23	140	68.7	65.1	25.4	M20	UC212	FL212
UCFL213	65	258	210	30	20	50	23	155	69.7	65.1	25.4	M20	UC213	FL213
UCFL214	70	265	216	31	20	54	23	160	75.4	74.6	30.2	M20	UC214	FL214
UCFL215	75	275	225	34	20	56	23	165	78.5	77.8	33.3	M20	UC215	FL215
UCFL216	80	290	233	34	20	58	25	180	83.3	82.6	33.3	M22	UC216	FL216
UCFL217	85	305	248	36	22	63	25	190	87.6	85.7	34.1	M22	UC217	FL217
UCFL218	90	320	265	40	23	68	25	205	96.3	96	39.7	M22	UC218	FL218
UCFL305	25	150	113	16	13	29	19	80	39	38	15	M16	UC305	FL305

UCFL307	35	185	141	20	16	36	23	100	49	48	19	M20	UC307	FL307
UCFL308	40	200	158	23	17	40	23	112	56	52	19	M20	UC308	FL308
UCFL309	45	230	177	25	18	44	25	125	60	57	22	M22	UC309	FL309
UCFL310	50	240	187	28	19	48	25	140	67	61	22	M22	UC310	FL310
UCFL311	55	250	198	30	20	52	25	150	71	66	25	M22	UC311	FL311
UCFL312	60	270	212	33	22	56	31	160	78	71	26	M27	UC312	FL312
UCFL313	65	295	240	33	25	58	31	175	78	75	30	M27	UC313	FL313
UCFL314	70	315	250	36	28	28	35	185	81	78	33	M30	UC314	FL314
UCFL315	75	320	260	39	30	66	35	195	89	82	32	M30	UC315	FL315
UCFL316	80	355	285	38	32	38	38	210	90	86	34	M33	UC316	FL316
UCFL317	85	370	300	44	32	74	38	220	100	96	40	M33	UC317	FL317
UCFL318	90	385	315	44	36	76	38	235	100	96	40	M33	UC318	FL318
UCFL319	95	405	330	59	40	94	41	250	121	103	41	M36	UC319	FL319
UCFL320	100	440	360	59	40	94	44	270	125	108	42	M39	UC320	FL320
UCFL322	110	470	390	60	42	96	44	300	131	117	46	M39	UC322	FL322
UCFL324	120	520	430	65	48	110	47	330	140	126	51	M42	UC324	FL324
UCFL326	130	550	460	65	50	115	47	360	146	135	54	M42	UC326	FL326
UCFL328	140	600	500	75	60	125	51	400	161	145	59	M45	UC328	FL328

KC Coupling

Khớp Nối KC/khớp Nối Xích

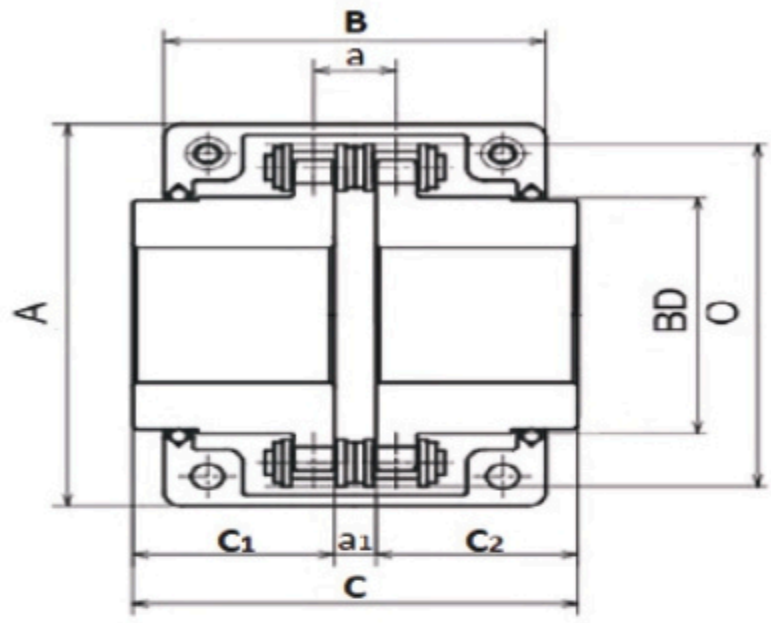

Unit: mm

Code Mã sản phẩm	Bore Đường kính lỗ trục min - max	A	BD	O	B	C	C1-C2	a	a1	Max torque Momen lớn nhất (N.m)	Max Revolution Tốc độ lớn nhất (rpm)	Weight Trọng lượng (KG)
KC-4012	12-22	77	33	62	72	79.4	36	14.4	7.4	249	4800	0.8
KC-4014	12-28	84	43	69	75	79.4	36	14.4	7.4	329	4800	1.1
KC-4016	14-32	92	48	77	75	87.4	40	14.4	7.4	419	4800	1.4
KC-5014	15-35	101	53	86	85	99.7	45	18.1	9.7	620	3600	2.2
KC-5016	16-40	111	60	93	85	99.7	45	18.1	9.7	791	3600	2.7
KC-5018	16-45	122	70	106	85	99.7	45	18.1	9.7	979	3000	3.8
KC-6018	20-56	142	85	127	105	123.5	56	22.8	11.5	1810	2500	6.2
KC-6020	20-60	158	98	139	105	123.5	56	22.8	11.5	2210	2500	7.8
KC-6022	20-71	168	110	151	117	123.5	56	22.8	11.5	2610	2500	10.4
KC-8018	20-80	190	110	169	129	141.2	63	29.3	15.2	3920	2000	12.7
KC-8020	20-90	210	121	185	137	145.2	65	29.3	15.2	4800	2000	16
KC-8022	20-100	226	140	202	137	157.2	71	29.3	15.2	5640	1800	20.2
KC-10020	25-110	281	160	233	153	178.8	80	35.8	18.8	8400	1800	33
KC-12018	35-125	307	170	256	181	202.7	90	45.4	22.7	12700	1500	47
KC-12022	34-140	357	210	304	181	222.7	100	45.4	22.7	18300	1250	72
KC-16018	63-160	375	228	340	240	254.1	112	58.5	30.1	26400	1100	108
KC-16022	80-200	440	279	405	245	310.1	140	58.5	30.1	38100	1000	187
KC-20018	82-205	465	289	425	285	437.5	200	71.6	37.5	54100	800	286
KC-20022	100-255	545	363	506	300	NM 50	220	71.6	37.5	77800	600	440

NM Coupling

Khớp Nối NM

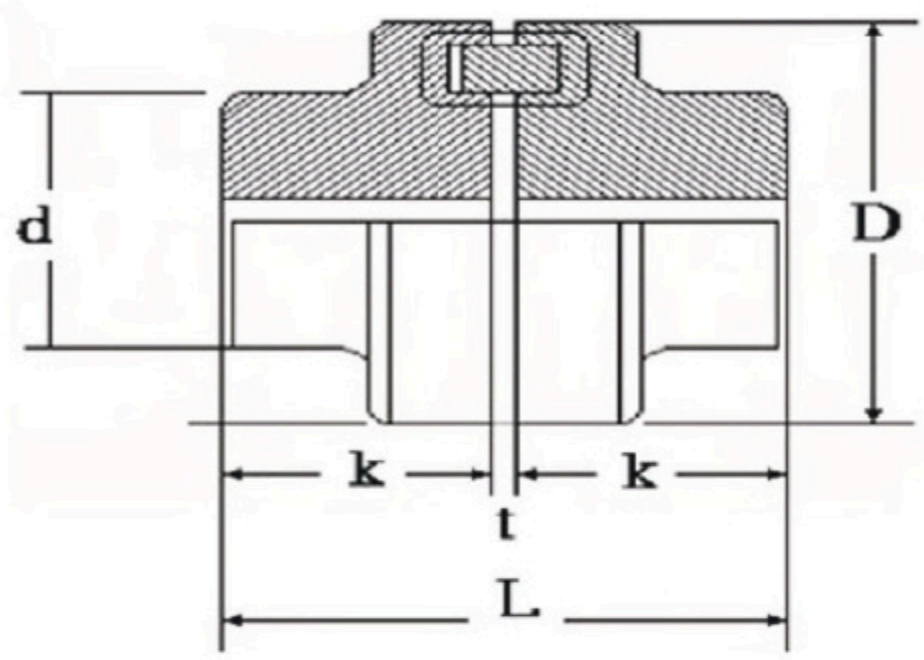

Unit: mm

Code Mã sản phẩm	Bore Đường kính lỗ trục	Diameter Đường kính	d	Thickness Độ dày	Torque Momen xoắn (kg/m)		k	t (± 0.5 -> 2)	Max Revolution Tốc độ lớn nhất (rpm)	Weight Trọng lượng (KG)
	Min - Max	D		L	min	max				
NM 50	7-19	50	33	52	1.3	2.3	25	2	135	0.48
NM 67	9-28	67	46	62	2.2	4	30	2	10	1
NM 82	10-32	82	53	83	5	9	40	3	8	1.8
NM 97	12-42	97	69	103	10.5	19	50	3	7	3.3
NM 112	14-48	112	79	123.5	16.7	30	60	3.5	6	5.2
NM 128	18-55	128	90	143.5	26.7	48	70	3.5	5	8
NM 148	22-65	148	107	163.5	41.7	75	80	3.5	4.5	12.7
NM 168	28-75	168	124	183.5	69.5	125	90	3.5	4	19.3
NM 194	32-85	194	140	203	112	200	100	3.5	3.5	26.3
NM 214	45-95	214	157	230	167	300	112	4	3	35.7
NM 265	70-120	265	196	285	417	750	140	5	2.5	66.3

FCL Coupling

Khớp Nối FCL / Khớp Nối Bulong Đai Ốc

Unit: mm

Code Mã sản phẩm	Diameter Đường kính	Độ dày	C		D_1 - D_2	B	F		n	a	M	t	Weight Trọng lượng (KG)
	A		C1	C2			F1	F2					
FCL-90	90	28	35.5	35.5	11	60	14	14	4	8	19	3	1.7
FCL-100	100	35.5	42.5	42.5	11	67	16	16	4	10	23	3	2.3
FCL-112	112	40	50	50	13	75	16	16	4	10	23	3	2.8
FCL-125	125	45	56	56	13	85	18	18	4	14	32	3	4
FCL-140	140	50	71	71	13	100	18	18	6	14	32	3	5.4
FCL-160	160	56	80	80	15	115	18	18	8	14	32	3	8
FCL-180	180	63	90	90	15	132	18	18	8	14	32	3	10.5
FCL-200	200	71	100	100	21	145	22.4	22.4	8	20	41	4	16.2
FCL-224	224	80	112	112	21	170	22.4	22.4	8	20	41	4	21.3
FCL-250	250	90	125	125	25	180	28	28	8	25	51	4	31.6
FCL-280	280	100	146	146	34	200	40	40	8	28	57	4	44
FCL-315	315	112	160	160	41	236	40	40	10	28	57	4	57.7
FCL-355	355	125	180	180	60	260	56	56	8	35.5	72	5	89.5

L Coupling

Khớp Nối L / Khớp Nối Ba Chấu

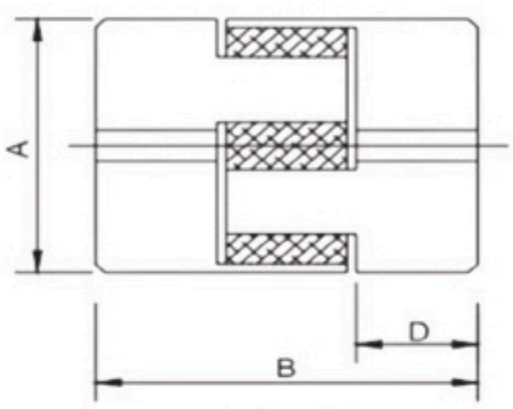

Type 1

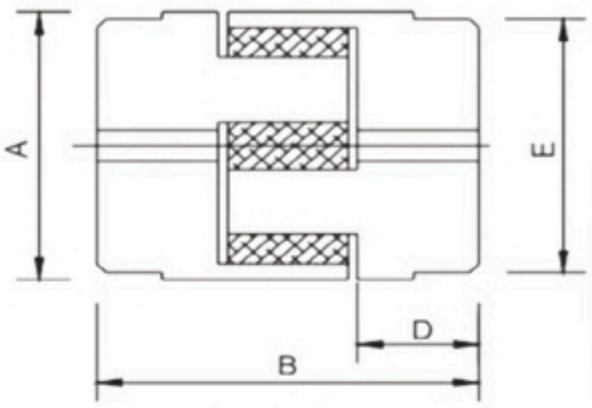

Type 2



Unit: mm

Code Mã sản phẩm	Type Loại	A	B	D	E	Standard bore Lỗ trục tiêu chuẩn	Lỗ trục	
							Min	Max
L035	1	16	20.5	6.6	/	3	3	8
L050	1	28	43.2	15.6	/	6	6	15
L070	1	35	50.8	19	/	9	9	19
L075	1	45	54.7	21	/	9	9	25
L090	1	54	54.7	21	/	9	9	28
L095	1	54	63.7	25.5	/	9	9	28
L099	1	64.5	72.5	27	/	12	12	35
L100	1	64.5	88.5	35	/	12	12	35
L110	1	85	108	43	/	15	15	48
L150	1	96	115.4	45	/	15	15	48
L190	2	115	133.4	54	101.6	19	19	55
L225	2	127	153.4	64	108	19	19	65

Thanh răng thẳng / Spur Rack

Thanh răng thẳng (Spur Rack): răng song song với trục, truyền lực hiệu quả.
Spur Rack: teeth parallel to the axis, efficient power transmission



Module M	Pitch Bước răng P	Addendum (Chiều cao đỉnh răng đến đường chia)	Dedendum (Chiều cao từ đường chia đến đáy rãnh răng)	Whole depth (Tổng chiều cao răng)	Face width (Chiều rộng mặt răng)	Total height (Chiều cao)	Standard Lengths (Chiều dài)
1.0	3.14	1.00	1.25	2.25	10	10	1,000.00
1.5	4.71	1.50	1.88	3.38	15	15	1,000.00
2.0	6.28	2.00	2.50	4.50	20	20	1,000.00
2.5	7.85	2.50	3.13	5.63	25	25	1,000.00
3.0	9.42	3.00	3.75	6.75	30	30	1,000.00
4.0	12.57	4.00	5.00	9.00	40	40	1,000.00
5.0	15.71	5.00	6.25	11.25	50	50	1,000.00

Phần gia công theo yêu cầu / Custom machining & material options

- Nhận gia công kích thước: chiều dài, chiều rộng, khoan lỗ, gia công đầu, cắt theo biên dạng.
- Nhận thay đổi vật liệu: SCM440, SUS304, MC Nylon v.v.
- Gia công cứng răng (hardening), mài răng, mạ đen theo yêu cầu.

- We accept custom machining: lengths, face widths, drilled holes, machined ends, cut-to-length.
- Materials available on request: SCM440, SUS304, MC Nylon (PR), etc.
- Special processes: tooth induction/laser hardening, grinding, black oxide finishing.

Thanh răng nghiêng / Helical Rack

Thanh răng nghiêng (Helical Rack): răng nghiêng so với trục, chạy êm hơn, ít rung động và tiếng ồn.

Helical Rack: teeth inclined to the axis, smoother operation, reduced vibration and noise.

Lưu ý: *Góc nghiêng răng ảnh hưởng tới chiều cao, hiệu dụng và khoảng cách lắp ghép — thông tin dưới đây là tham khảo cơ bản.*
Note: *helix angle/direction affects effective heights and assembly distance — below are basic reference values.*



Module M	Pitch Bước răng P	Addendum (Chiều cao đỉnh răng đến đường chia)	Dedendum (Chiều cao từ đường chia đến đáy rãnh răng)	Whole depth (Tổng chiều cao răng)	Face width (Chiều rộng mặt răng)	Total height (Chiều cao)	Standard Lengths (Chiều dài)	Helix angle Góc nghiêng răng)
1	3.14	1	1.25	2.25	10	10	500	15° (typical/thông dụng)
1.5	4.71	1.5	1.875	3.375	15	15	500	15° (typical/thông dụng)
2	6.28	2	2.5	4.5	20	20	500	15° (typical/thông dụng)
2.5	7.85	2.5	3.125	5.625	25	25	500	15° (typical/thông dụng)
3	9.42	3	3.75	6.75	30	30	500	15° (typical/thông dụng)
4	12.57	4	5	9	40	40	1000	15° (typical/thông dụng)
5	15.71	5	6.25	11.25	50	50	1000	15° (typical/thông dụng)

Phần gia công theo yêu cầu / Custom machining & material options

- **Nhận gia công kích thước: chiều dài, chiều rộng, khoan lỗ, gia công đầu, cắt theo biên dạng.**
- **Nhận thay đổi vật liệu: SCM440, SUS304/303, MC Nylon (PR), Brass, Duracon, v.v.**
- **Gia công cứng răng (hardening), mài răng, mạ đen theo yêu cầu.**

- **We accept custom machining: lengths, face widths, drilled holes, machined ends, cut-to-length.**
- **Materials available on request: SCM440, SUS304/303, MC Nylon (PR), Brass, Duracon, etc.**
- **Special processes: tooth induction/laser hardening, grinding, black oxide finishing.**

B Type Spur Gear Modulus 1

Bánh Răng Thẳng Loại B (Có Gù) Modul 1

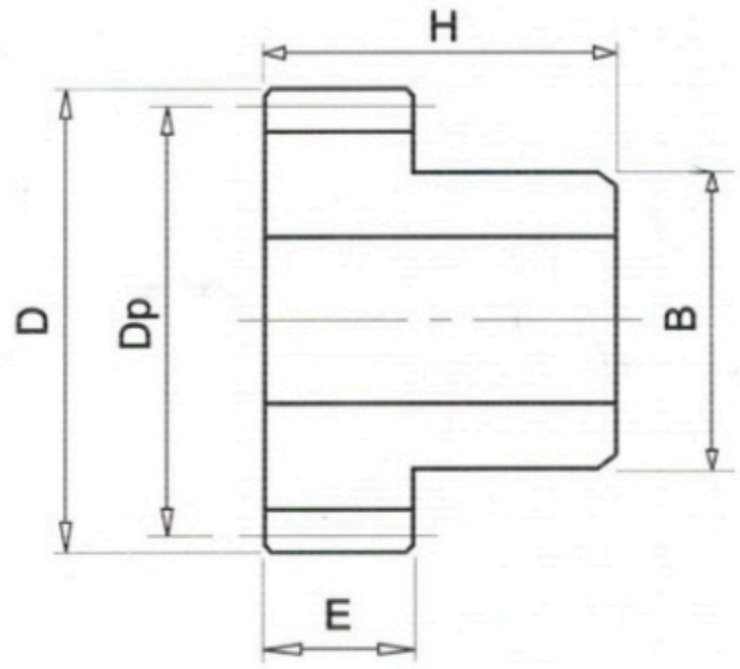

Number of Teeth Số răng	Dp	D	E	H	B
15	15	17	10	20	12
16	16	18	10	20	13
17	17	19	10	20	14
18	18	20	10	20	15
19	19	21	10	20	16
20	20	22	10	20	17
21	21	23	10	20	18
22	22	24	10	20	19
23	23	25	10	20	20
24	24	26	10	20	21
25	25	27	10	20	22
26	26	28	10	20	23
27	27	29	10	20	24
28	28	30	10	20	25
29	29	31	10	20	26
30	30	32	10	20	27
31	31	33	10	20	28
32	32	34	10	20	29
33	33	35	10	20	30
34	34	36	10	20	30
35	35	37	10	20	32
36	36	38	10	20	32

Number of Teeth Số răng	Dp	D	E	H	B
37	37	39	10	20	34
38	38	40	10	20	35
39	39	41	10	20	36
40	40	42	10	20	36
41	41	43	10	20	38
42	42	44	10	20	38
43	43	45	10	20	40
44	44	46	10	20	40
45	45	47	10	20	42
46	46	48	10	20	42
47	47	49	10	20	44
48	48	50	10	20	45
49	49	51	10	20	45
50	50	52	10	20	46
55	55	57	10	20	50
60	60	62	10	20	55
65	65	67	10	20	60
70	70	72	10	20	65
75	75	77	10	20	70
80	80	82	10	20	74
85	85	87	10	20	78
90	90	92	10	20	80

B Type Spur Gear Modulus 1.5

Bánh Răng Thẳng Loại B (Có Gù) Modul 1.5

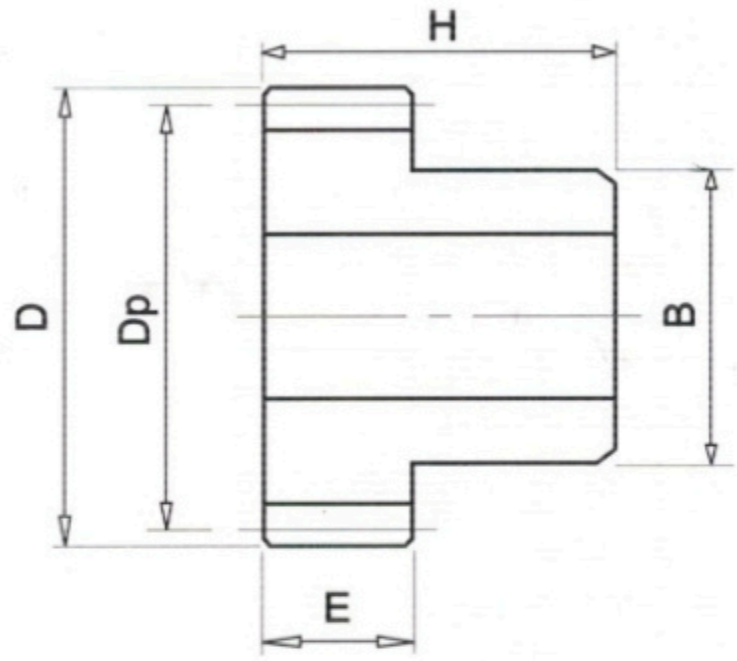

Number of Teeth Số răng	Dp	D	E	H	B
15	22.5	25.5	15	28	18
16	24	27	15	28	20
17	25.5	28.5	15	28	20
18	27	30	15	28	23
19	28.5	31.5	15	28	24
20	30	33	15	28	26
21	31.5	34.5	15	28	27
22	33	36	15	28	28
23	34.5	37.5	15	28	30
24	36	39	15	28	32
25	37.5	40.5	15	28	33
26	39	42	15	28	35
27	40.5	43.5	15	28	36
28	42	45	15	28	38
29	43.5	46.5	15	28	39
30	45	48	15	28	40
31	46.5	49.5	15	28	42
32	48	51	15	28	44
33	49.5	52.5	15	28	45
34	34	36	10	20	30
35	35	37	10	20	32
36	36	38	10	20	32

Number of Teeth Số răng	Dp	D	E	H	B
37	55.5	55.5	15	28	50
38	57	60	15	28	52
39	58.5	61.5	15	28	52
40	60	63	15	28	54
41	61.5	64.5	15	28	55
42	63	66	15	28	58
43	64.5	67.5	15	28	58
44	66	69	15	28	60
45	67.5	70.5	15	28	62
46	69	72	15	28	62
47	70.5	73.5	15	28	62
48	72	75	15	28	62
49	73.5	76.5	15	28	65
50	75	78	15	28	65
55	82.5	85.5	15	28	
60	90	93	15	28	
65	97.5	100.5	15	28	
70	105	108	15	28	
75	112.5	115.5	15	28	
80	120	123	15	28	
85	127.5	130.5	15	28	
90	135	138	15	28	

B Type Spur Gear Modulus 2

Bánh Răng Thẳng Loại B (Có Gù) Modul 2

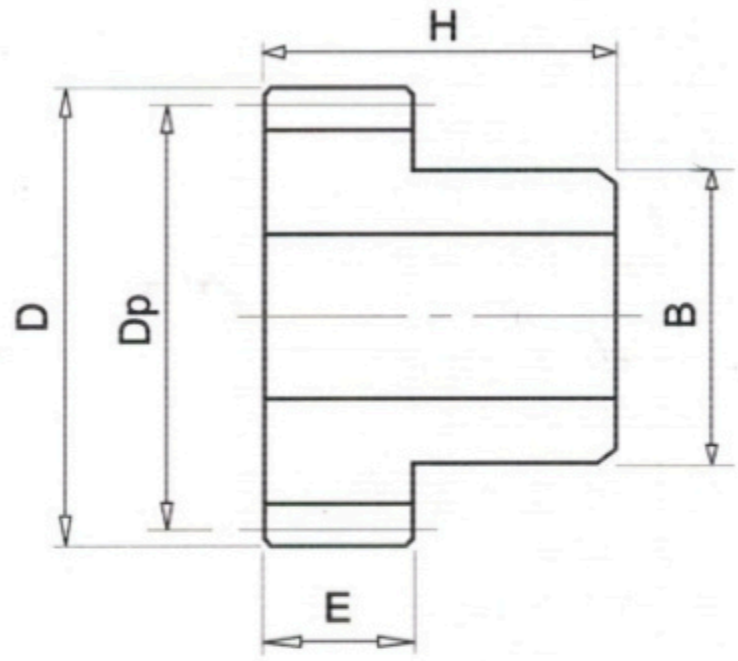

Number of Teeth Số răng	Dp	D	E	H	B
15	30	34	20	35	24
16	32	36	20	35	26
17	34	38	20	35	28
18	36	40	20	35	30
19	38	42	20	35	32
20	40	44	20	35	34
21	42	46	20	35	36
22	44	48	20	35	38
23	46	50	20	35	40
24	48	52	20	35	42
25	50	54	20	35	42
26	52	56	20	35	45
27	54	58	20	35	48
28	56	60	20	35	50
29	58	62	20	35	50
30	60	64	20	35	52
31	62	66	20	35	54
32	64	68	20	35	56
33	66	70	20	35	58
34	68	72	20	35	60
35	70	74	20	35	60
36	72	76	20	35	62

Number of Teeth Số răng	Dp	D	E	H	B
37	74	78	20	35	65
38	76	80	20	35	65
39	78	82	20	35	70
40	80	84	20	35	70
41	82	86	20	35	72
42	84	88	20	35	72
43	86	90	20	35	75
44	88	92	20	35	75
45	90	94	20	35	80
46	92	96	20	35	80
47	94	98	20	35	85
48	96	100	20	35	85
49	98	102	20	35	90
50	100	104	20	35	90

B Type Spur Gear Modulus 2.5

Bánh Răng Thẳng Loại B (Có Gù) Modul 2.5

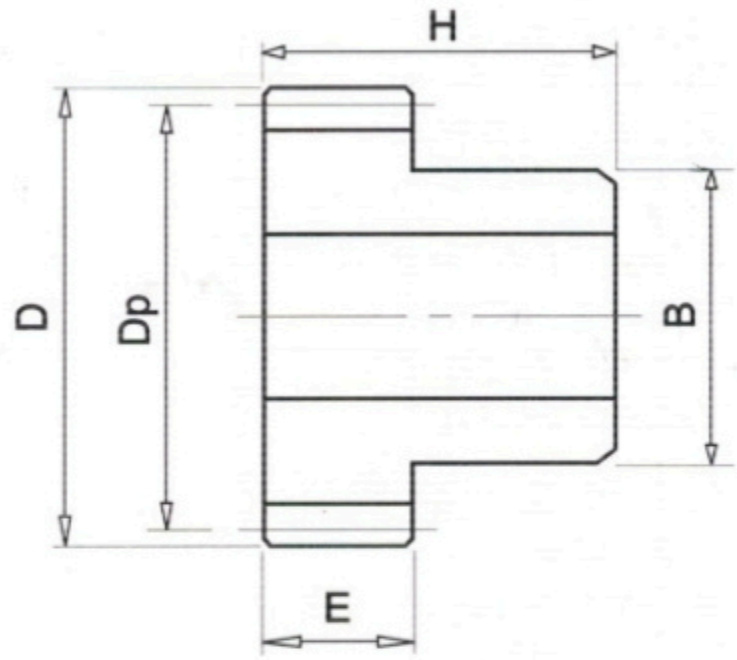

Number of Teeth Số răng	Dp	D	E	H	B
15	37.5	42.5	24	40	30
16	40	45	24	40	32
17	42.5	47.5	24	40	35
18	45	50	24	40	38
19	47.5	52.5	24	40	40
20	50	55	24	40	42
21	52.5	57.5	24	40	42
22	55	60	24	40	46
23	57.5	62.5	24	40	48
24	60	65	24	40	50
25	62.5	67.5	24	40	55
26	65	70	24	40	55
27	67.5	72.5	24	40	60
28	70	75	24	40	60
29	72.5	77.5	24	40	65
30	75	80	24	40	65
31	77.5	82.5	24	40	70
32	80	85	24	40	70
33	82.5	87.5	24	40	75
34	85	90	24	40	75
35	87.5	92.5	24	40	78
36	90	95	24	40	80

Number of Teeth Số răng	Dp	D	E	H	B
37	92.5	97.5	24	40	80
38	95	100	24	40	85
39	97.5	102.5	24	40	85
40	100	105	24	40	90
41	102.5	107.5	24	40	90
42	105	110	24	40	95
43	107.5	112.5	24	40	95
44	110	115	24	40	98
45	112.5	117.5	24	40	100
46	115	120	24	40	100
47	117.5	122.5	24	40	100
48	120	125	24	40	100
49	122.5	127.5	24	40	110
50	125	130	24	40	110

B Type Spur Gear Modulus 3

Bánh Răng Thẳng Loại B (Có Gù) Modul 3

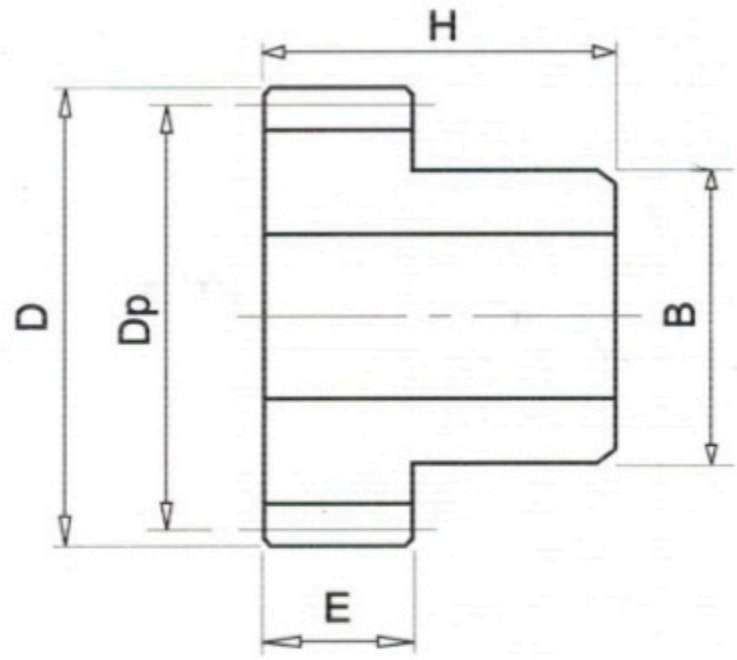

Number of Teeth Số răng	Dp	D	E	H	B
15	45	51	28	46	36
16	48	54	28	46	38
17	51	57	28	46	40
18	54	60	28	46	42
19	57	63	28	46	48
20	60	66	28	46	50
21	63	69	28	46	55
22	66	72	28	46	55
23	69	75	28	46	60
24	72	78	28	46	60
25	75	81	28	46	65
26	78	84	28	46	65
27	81	87	28	46	68
28	84	90	28	46	70
29	87	93	28	46	75
30	90	96	28	46	75
31	93	99	28	46	85
32	96	102	28	46	85
33	99	105	28	46	90
34	102	108	28	46	90
35	105	111	28	46	95
36	108	114	28	46	95

Number of Teeth Số răng	Dp	D	E	H	B
37	111	117	28	46	100
38	114	120	28	46	100
39	117	123	28	46	100
40	120	126	28	46	110
41	123	107,5	24	40	90
42	126	132	28	46	110
43	129	135	28	46	120
44	132	138	28	46	120
45	135	141	28	46	120
46	138	144	28	46	120
47	141	147	28	46	120
48	144	150	28	46	120
49	147	153	28	46	120
50	150	156	28	46	110

B Type Spur Gear Modulus 4

Bánh Răng Thẳng Loại B (Có Gù) Modul 4

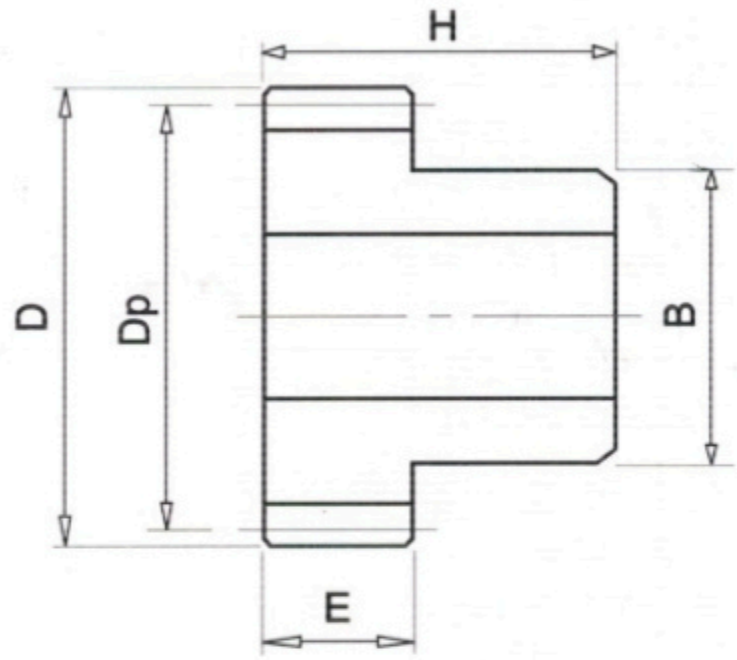

Number of Teeth Số răng	Dp	D	E	H	B
15	60	68	32	50	48
16	64	72	32	50	52
17	68	76	32	50	56
18	72	80	32	50	60
19	76	84	32	50	64
20	80	88	32	50	68
21	84	92	32	50	72
22	88	96	32	50	76
23	92	100	32	50	78
24	96	104	32	50	82
25	100	108	32	50	86
26	104	112	32	50	90
27	108	116	32	50	94
28	112	120	32	50	95
29	116	124	32	50	95
30	120	128	32	50	95
31	124	132	32	50	65
32	128	136	32	50	65
33	132	140	32	50	65
34	136	144	32	50	65
35	140	140	32	50	65
36	144	152	32	50	65

Number of Teeth Số răng	Dp	D	E	H	B
37	148	156	32	50	65
38	152	160	32	50	65
39	156	164	32	50	65
40	160	168	32	50	65
41	164	172	32	50	70
42	168	176	32	50	70
43	172	180	32	50	70
44	176	184	32	50	70
45	180	188	32	50	75
46	184	192	32	50	75
47	188	196	32	50	75
48	192	200	32	50	75
49	196	204	32	50	75
50	200	208	32	50	75

A Type Spur Gear Modulus 1

Bánh Răng Thẳng Loại A (Không Gù) Modul 1



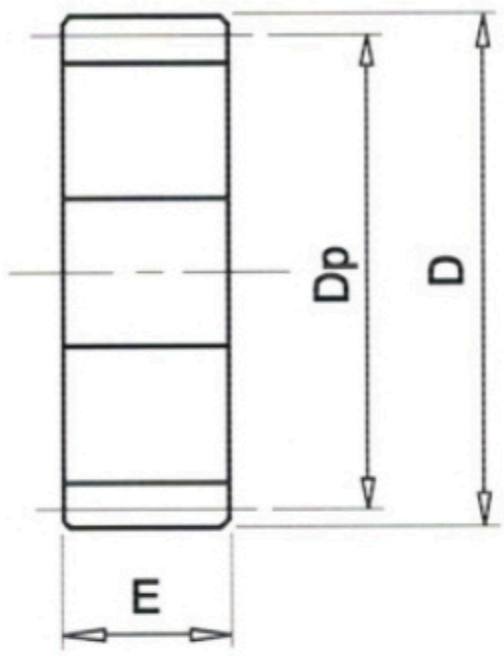

Number of Teeth Số răng	Dp	D	E
15	15	17	10
16	16	18	10
17	17	19	10
18	18	20	10
19	19	21	10
20	20	22	10
21	21	23	10
22	22	24	10
23	23	25	10
24	24	26	10
25	25	27	10
26	26	28	10
27	27	29	10
28	28	30	10
29	29	31	10
30	30	32	10
31	31	33	10
32	32	34	10
33	33	35	10
34	34	36	10
35	35	37	10
36	36	38	10

Number of Teeth Số răng	Dp	D	E
37	37	39	10
38	38	40	10
39	39	41	10
40	40	42	10
41	41	43	10
42	42	44	10
43	43	45	10
44	44	46	10
45	45	47	10
46	46	48	10
47	47	49	10
48	48	50	10
49	49	51	10
50	50	52	10
55	55	57	10
60	60	62	10
65	65	67	10
70	70	72	10
75	75	77	10
80	80	82	10
85	85	87	10
90	90	92	10

A Type Spur Gear Modulus 1.5

Bánh Răng Thẳng Loại A (Không Gù) Modul 1.5



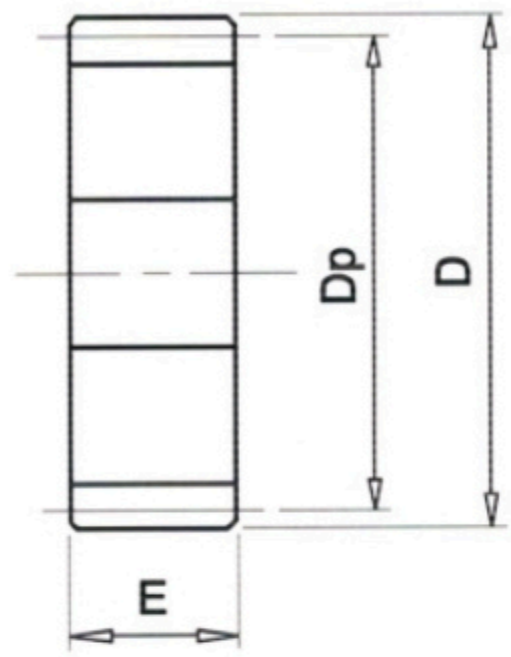

Number of Teeth Số răng	Dp	D	E
15	22.5	25,5	15
16	24	27	15
17	25.5	28.5	15
18	27	30	15
19	28.5	31.5	15
20	30	33	15
21	31.5	34.5	15
22	33	36	15
23	34.5	37.5	15
24	36	39	15
25	37.5	40.5	15
26	39	42	15
27	40.5	43.5	15
28	42	45	15
29	43.5	46.5	15
30	45	48	15
31	46.5	49.5	15
32	48	51	15
33	49.5	52.5	15
34	51	54	15
35	52.5	55.5	15
36	54	57	15

Number of Teeth Số răng	Dp	D	E
37	55.5	58.5	15
38	57	60	15
39	58.5	61.5	15
40	60	63	15
41	61.5	64.5	15
42	63	66	15
43	64.5	67.5	15
44	66	69	15
45	67.5	70.5	15
46	69	72	15
47	70.5	73.5	15
48	72	75	15
49	73.5	76.5	15
50	75	78	15

A Type Spur Gear Modulus 2

Bánh Răng Thẳng Loại A (Không Gù) Modul 2



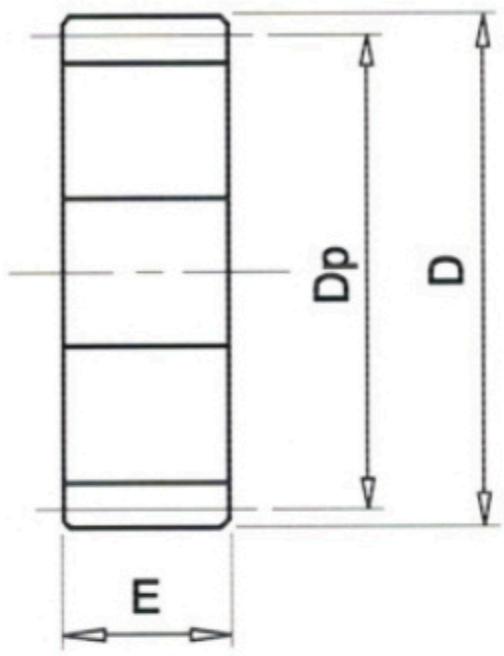

Number of Teeth Số răng	Dp	D	E
15	30	34	20
16	32	36	20
17	34	38	20
18	36	40	20
19	38	42	20
20	40	44	20
21	42	46	20
22	44	48	20
23	46	50	20
24	48	52	20
25	50	54	20
26	52	56	20
27	54	58	20
28	56	60	20
29	58	62	20
30	60	64	20
31	62	66	20
32	64	68	20
33	66	70	20
34	68	72	20
35	70	74	20
36	72	76	20

Number of Teeth Số răng	Dp	D	E
37	74	78	20
38	76	80	20
39	78	82	20
40	80	84	20
41	82	86	20
42	84	88	20
43	86	90	20
44	88	92	20
45	90	94	20
46	92	96	20
47	94	98	20
48	96	100	20
49	98	102	20
50	100	104	20

A Type Spur Gear Modulus 2.5

Bánh Răng Thẳng Loại A (Không Gù) Modul 2.5



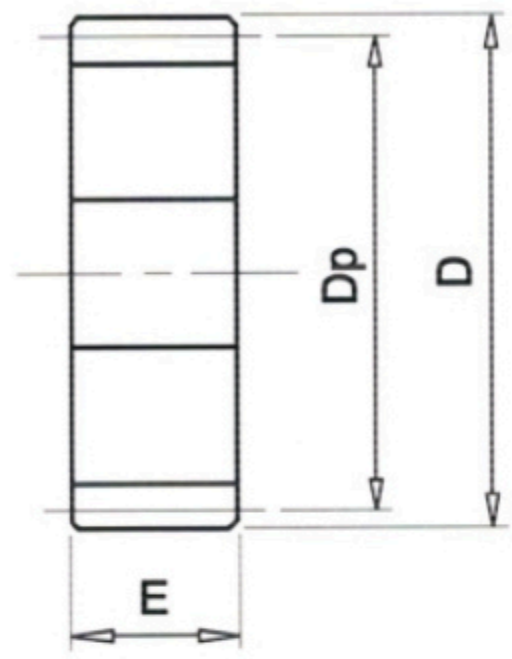

Number of Teeth Số răng	Dp	D	E
15	37.5	42.5	24
16	40	45	24
17	42.5	47.5	24
18	45	50	24
19	47.5	52.5	24
20	50	55	24
21	52.5	57.5	24
22	55	60	24
23	57.5	62.5	24
24	60	65	24
25	62.5	67.5	24
26	65	70	24
27	67.5	72.5	24
28	70	75	24
29	87	93	28
30	90	96	28
31	93	99	28
32	96	102	28
33	99	105	28
34	102	108	28
35	105	111	28
36	108	114	28

Number of Teeth Số răng	Dp	D	E
37	92,5	97,5	24
38	95	100	24
39	97,5	102,5	24
40	100	105	24
41	102,5	107,5	24
42	105	110	24
43	107,5	112,5	24
44	110	115	24
45	112,5	117,5	24
46	115	120	24
47	117,5	122,5	24
48	120	125	24
49	122,5	127,5	24
50	125	130	24

A Type Spur Gear Modulus 3

Bánh Răng Thẳng Loại A (Không Gù) Modul 3



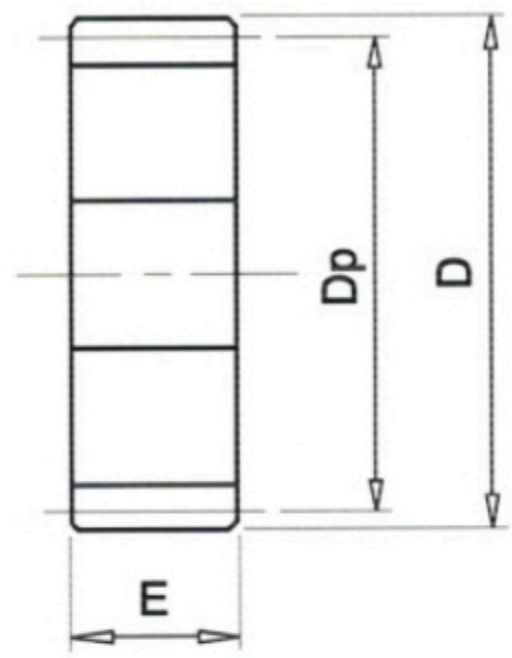

Number of Teeth Số răng	Dp	D	E
15	45	51	28
16	48	54	28
17	51	57	28
18	54	60	28
19	57	63	28
20	60	66	28
21	63	69	28
22	66	72	28
23	69	75	28
24	72	78	28
25	75	81	28
26	78	84	28
27	81	87	28
28	84	90	28
29	87	93	28
30	90	96	28
31	93	99	28
32	96	102	28
33	99	105	28
34	102	108	28
35	105	111	28
36	108	114	28

Number of Teeth Số răng	Dp	D	E
37	111	117	28
38	114	120	28
39	117	123	28
40	120	126	28
41	123	129	28
42	126	132	28
43	129	135	28
44	132	138	28
45	135	141	28
46	138	144	28
47	141	147	28
48	144	150	28
49	147	153	28
50	150	156	28

A Type Spur Gear Modulus 4

Bánh Răng Thẳng Loại A (Không Gù) Modul 4



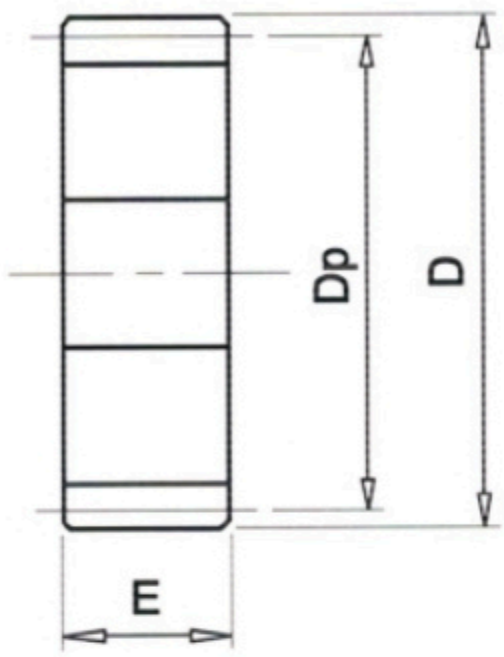

Number of Teeth Số răng	Dp	D	E
15	60	68	32
16	64	72	32
17	68	76	32
18	72	80	32
19	76	84	32
20	80	88	32
21	84	92	32
22	88	96	32
23	92	100	32
24	96	104	32
25	100	108	32
26	104	112	32
27	108	116	32
28	112	120	32
29	116	124	32
30	120	128	32
31	124	132	32
32	128	136	32
33	132	140	32
34	136	144	32
35	140	148	32
36	144	152	32

Number of Teeth Số răng	Dp	D	E
37	148	156	32
38	152	160	32
39	156	164	32
40	160	168	32
41	164	172	32
42	168	176	32
43	172	180	32
44	88	96	32
45	180	188	32
46	184	192	32
47	188	196	32
48	192	200	32
49	196	204	32
50	200	208	32

Bevel Gear Speed Ratio: 1:1

Bánh Răng Côn Tỉ Lệ: 1:1

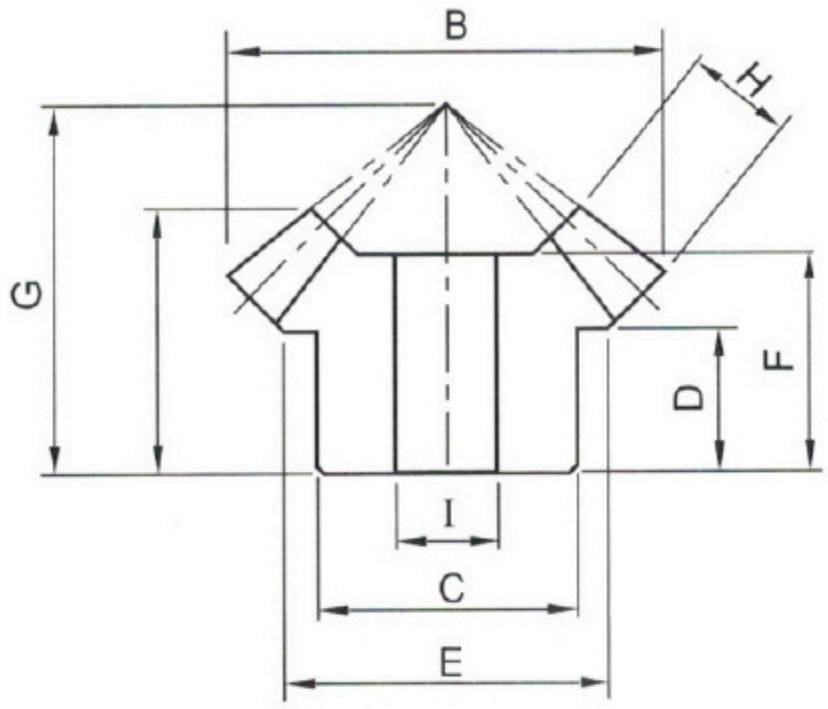

Modulus M=1

Number of Teeth Số răng	A	B	C	D	E	F	G	H	I
18	13	19.41	16	8.5	16	11.9	18.36	4,5	6
20	14	21.41	16	9	18	12.9	20	5	6
24	15	25.41	20	9.5	22	13.85	22.63	5.5	8
25	16	26.41	20	10.5	23	14.88	23.79	6	8
30	19	31.41	22	11	24	17.825	28.91	6.5	8

Modulus M=1.5

Number of Teeth Số răng	A	B	C	D	E	F	G	H	I
15	15	24.62	18.5	8	18.5	13.45	21.03	6.5	8
18	18	29.12	23	9.5	23	15.91	25.23	8	8
20	18.5	32.12	26	10	26	16.31	27.18	8	8
24	22	38.12	30	11	30	19.8	32.28	10	10
25	23	39.62	31.5	12	31.5	20.81	34.02	10	10
30	27	47.12	39	15	39	24.81	40.35	12	12

Modulus M=2

Number of Teeth Số răng	A	B	C	D	E	F	G	H	I
15	15	24,62	18.5	8	18.5	13.45	21.03	6.5	8
18	18	29.12	23	9.5	23	15.91	25.23	8	8
20	18.5	32.12	26	10	26	16.31	27.18	8	8
24	22	38.12	30	11	30	19.8	32.28	10	10
25	23	39.62	31.5	12	31.5	20.81	34.02	10	10
30	27	47.12	39	15	39	24.81	40.35	12	12

Bevel Gear Speed Ratio: 1:1

Bánh Răng Côn Tỉ Lệ: 1:1



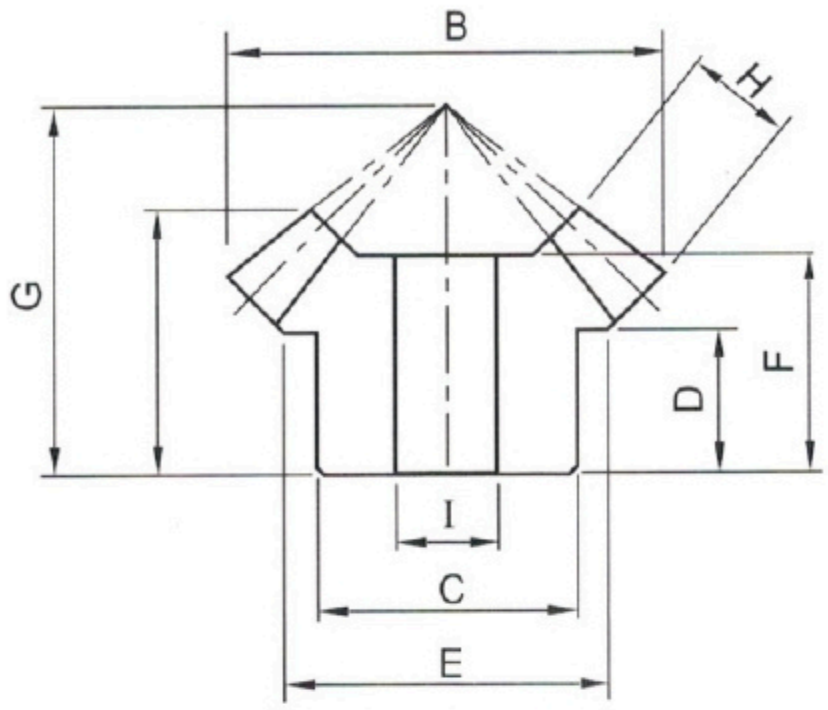

Modulus M=2.5

Number of Teeth Số răng	A	B	C	D	E	F	G	H	I
12	26	33.54	24	15,5	25	23.76	33	10	10
15	28	41.036	30	16	32	25.33	37.3	12	10
16	28	43.535	32	15,5	34,5	25.47	38.5	12	12
18	29	48.536	36	16	38	25.46	41.91	12	12
20	30	53.536	41	16	43	27.13	44.69	13	12
24	34	63.536	48	17	50	30.72	52.25	15	15
25	35	66.036	52	18,5	54	31.76	53.81	16	15
30	40	78.536	63	21	65	36.67	63.6	18	15

Modulus M=3

Number of Teeth Số răng	A	B	C	D	E	F	G	H	I
12	28	40.24	30	15.5	30	25.12	36.39	12	12
15	30	49.24	36	16	38	26.56	42.05	13	12
18	32	58.24	45	16.5	47	28.39	47.11	15	15
20	37	64.24	50	21	52	32.85	55.02	15	15
24	43	76.24	60	24.5	62	38.76	65.57	17	15
25	45	79.24	62	26.5	50	40.7	69.04	17	15
30	45	94.24	74	24	80	40.74	73.73	21	20

Bevel Gear Speed Ratio: 1:1

Bánh Răng Côn Tỉ Lệ: 1:1



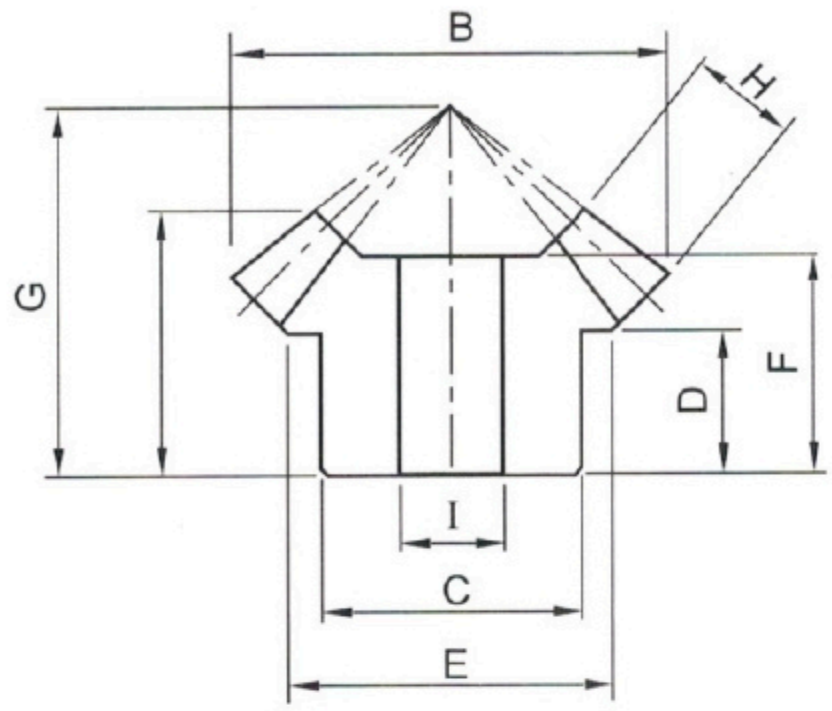

Modulus M=3.5

Number of Teeth Số răng	A	B	C	D	E	F	G	H	I
20	40	79.95	58	20.5	60	35.04	60.70	18	15
24	42	88.95	70	21	74	37.25	68.22	20	20
25	44	92.45	72	22	76.0	39.26	71.27	21	20
30	49	109.95	90	23	93.5	44.67	81.51	26	20

Modulus M=4

Number of Teeth Số răng	A	B	C	D	E	F	G	H	I
15	36	65.66	50	17.5	51.5	30.92	51.64	18	15
18	40	77.66	60	20	62	34.6	60.79	19	15
20	45	85.66	68	24	70	39.47	69.3	20	18
24	48	101.66	78	23	80	42.19	79.2	21	19
25	50	105.66	80	24.5	84	44.2	82.5	22	19
30	55	125.66	100	27.5	104	48.39	95.33	25	25

Bevel Gear Speed Ratio: 1:1

Bánh Răng Côn Tỉ Lệ: 1:1



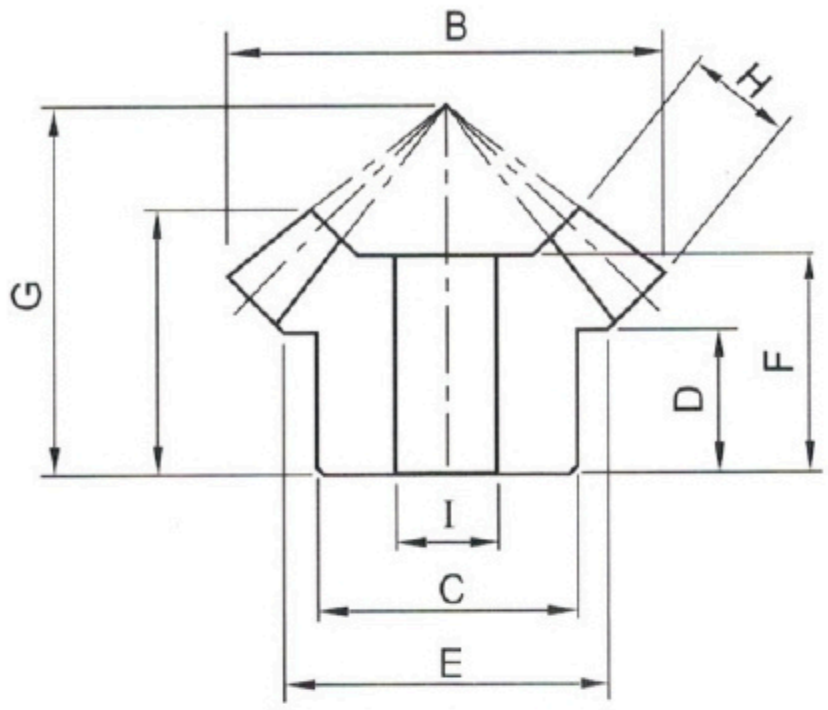

Modulus M=5

Number of Teeth Số răng	A	B	C	D	E	F	G	H	I
15	45	82.07	58	20	60	38.93	64.87	22	20
18	47	97.07	72	20.5	75	39.92	72.83	24	20
20	52	107.07	82	24.5	85	44.74	82.04	25	20
24	54	127.07	102	26.5	105	46.27	93.83	25	22
25	55	132.07	108	26.5	110	48.32	96.62	26	25
30	60	157.07	132	30	135	52.02	112.60	28	25

Modulus M=6

Number of Teeth Số răng	A	B	C	D	E	F	G	H	I
20	62	128.48	90	28	100	53	98.04	30	25
25	62	158.48	50	25	125	53.74	112.74	30	25

Modulus M=7

Number of Teeth Số răng	A	B	C	D	E	F	G	H	I
20	72	149.9	120	34.5	125	63.72	112.08	38	25

Bevel Gear Modulus: 1-5

Bánh Răng Côn Mô Đun: 1-5

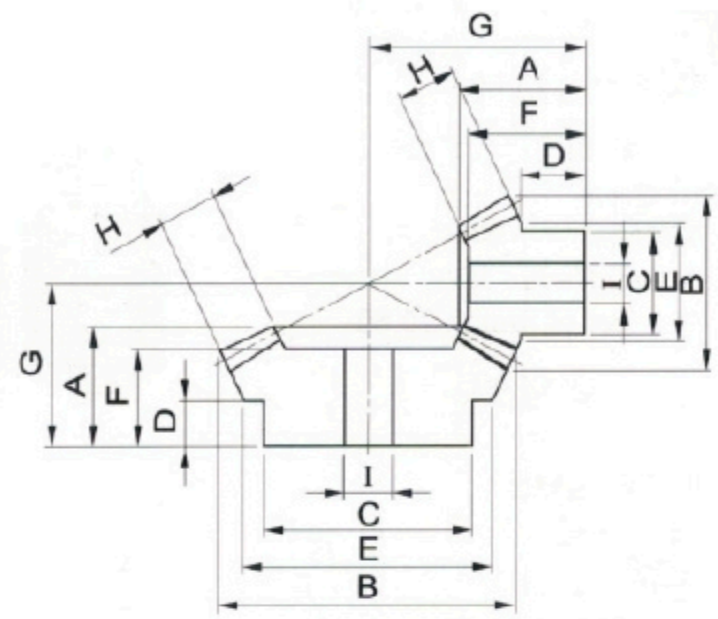

Speed Ratio: 1/1.5 | **Tỉ lệ:** 1/1.5
Number of teeth: 20-30 | **Số răng:** 20 - 30

Mã số sản phẩm (Manuf.no.)	Mô đun (M)	Number of teeth Số răng	A	B	C	D	E	F	G	H	I
A152030S	1.5	20	21	32.49	25	11.5	25	19.47	35.45	9	6
A152030L		30	23	46.66	35	13	39.59	20.29	32.18	9	10
A202030S	2	20	26	43.33	34	13.5	34	24.22	45.28	12	10
A202030L		30	26	62.22	45	13.5	53.9	22.67	38.23	12	12
A252030S	2.5	20	34	54.16	42	16.5	42	31.78	56.49	17	12
A252030L		30	34	77.77	60	16.5	65.99	29.42	48.27	17	15
A252030S	3	20	46	64.99	50	24	50	43.43	72.51	21	15
A252030L		30	45	93.33	65	24.5	80.29	39.90	61.82	21	18
A402030S	4	20	52	86.65	65	22.5	65	48.89	87.35	28	20
A402030L		30	48	124.43	80	23	110.02	42.59	70.43	28	20

Speed Ratio: 1/2 | **Tỉ lệ:** 1/2
Number of teeth: 15 - 30 | **Số răng:** 15 - 30

Mã số sản phẩm (Manuf.no.)	Mô đun (M)	Number of teeth Số răng	A	B	C	D	E	F	G	H	I
A101530S	1	15	18	16.79	12.50	11.50	12.5	17.31	27.35	6	6
A101530L		30	17	30.89	28	11.50	28	15.62	21.24	6	8
A151530S	1,5	15	22	25.18	18.25	11.50	18.25	21	35.15	10	8
A151530L		30	22	46.34	36	12.50	40.64	19.29	27.97	10	10
A201530S	2	15	25	33.58	25	12.50	25	23,66	43.69	12	10
A201530L		30	25	61.79	48	13.50	55	21.52	33.48	12	12
A251530S	2.5	15	31	41.91	31	15.5	31	29.16	54.36	15	12
A251530L		30	30	77.24	60	15.5	68.63	24.98	40.61	15	15
A301530S	3	15	35	50.37	37	16	37	33.02	63.04	18	12
A301530L		30	35	92.68	65	16.5	81.28	28.44	47.73	18	15
A401530S	4	15	50	67.16	50	24	50	47.39	86.52	25	20
A401530L		30	48	123.58	80	25	110.16	41.16	64.58	25	16
A501530S	5	15	65	83.94	62	33.5	62	61.68	111.73	30	20
A501530L		30	51	154.47	120	25	137.25	44.85	75.21	30	25

Bevel Gear Modulus: 1-5

Bevel Gear Modulus: 1- 5

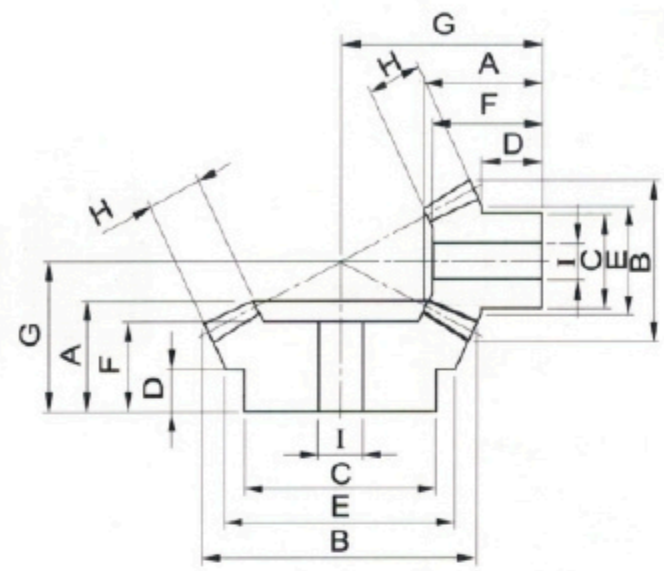

Speed Ratio: 1/2 | **Tỉ lệ:** 1/2
Number of teeth: 18 - 36 | **Số răng:** 18 - 36

Mã số sản phẩm (Manuf.no.)	Mô đun (M)	Number of teeth Số răng	A	B	C	D	E	F	G	H	I
A101836S	1	18	16	19.79	15.5	9.5	15.5	15.25	28.32	6	6
A101836L		36	14	36.89	33	7.5	33	11.69	19.69	6	8
A151836S	1,5	18	24	29.68	23	12	23	23.05	39.86	12	8
A151836L		36	24	55.34	40	14	50	21.29	31.33	12	10
A201836S	2	18	34	39.58	30	18.5	30	32.65	56.02	15	12
A201836L		36	28	73.79	60	14	66	24.58	38.17	15	12
A251836S	2,5	18	36	49.47	38.5	17,5	38.5	34,29	64.18	18	12
A251836L		36	32	92.24	75	17	64.52	27,87	45.01	18	15
A301836S	3	18	48	59.37	46	23	46	46.1	78.85	25	16
A301836L		36	39	110.63	70	18.5	100.17	35.57	54.25	25	20
A251836S	2,5	18	36	49.47	38.5	17.5	38.5	34.29	64.18	18	12
A251836L		36	32	92.24	75	17	64.52	27.87	45.01	18	15
A401836S	3	18	48	59.37	46	23	46	46.1	78.85	25	16
A401836L		36	39	110.63	70	18.5	100.17	35.57	54.25	25	20
A401836S	4	18	55	79.16	62	26	62	51.61	100.79	28	20
A401836L		36	47	147.58	95	22.5	134.16	37.28	68.14	28	20
A501836S	5	18	69	98.94	77	37.5	77	65.38	130.6	30	25
A501836L		36	56	184.47	100	25	165.47	44.47	84.44	30	25

Speed Ratio: 1/2 | **Tỉ lệ:** 1/2
Number of teeth: 20 - 40 | **Số răng:** 20 - 40

Mã số sản phẩm (Manuf.no.)	Mô đun (M)	Number of teeth Số răng	A	B	C	D	E	F	G	H	I
A102040S	1	20	16	21,79	16	9,5	16	15.17	30.31	6	6
A102040L		40	16	40,89	35	9,5	37	13,63	22,66	6	8
A152040S	1,5	20	27	32,68	25	14,5	25	25,99	45,84	12	8
A152040L		40	25	61,34	40	14,5	55,64	22,88	33,77	12	10
A202040S	2	20	34	43,58	35	18,5	35	32,44	59,99	15	12
A202040L		40	30	81,79	60	15	73	24,64	42.1	15	15
A252040S	2,5	20	44	54,47	40	24	40	41,89	76,27	19	12
A252040L		40	33	102,24	75	17,5	94,52	27,89	48.03	19	15
A302040S	3	20	51	65,37	50	27	50	47,08	90,42	22	16
A302040L		40	42	122,68	80	19	110	35,26	60,36	22	20
A402040S	4	20	55	87,16	62	24	62	50,89	108,73	28	20
A402040L		40	46	163,58	95	21	150,16	36	71,02	28	20
A502040S	5	20	69	108,94	80	35,5	80	65,75	140,53	30	25
A502040L		40	55	204,47	100	26	187,7	44,95	88,31	30	25

Bevel Gear Modulus: 1-5

Bevel Gear Modulus: 1-5

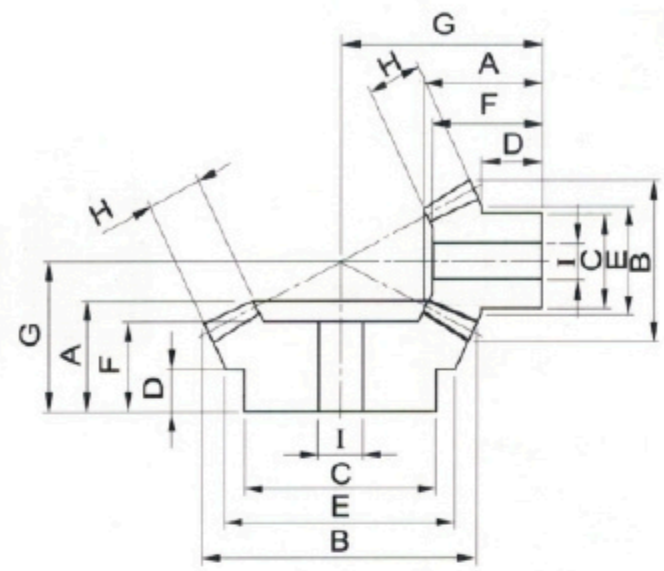

Speed Ratio: 1/3 | **Tỉ lệ:** 1/3
Number of teeth: 15 - 45 | **Số răng:** 15 - 45

Mã số sản phẩm (Manuf.no.)	Mô đun (M)	Number of teeth Số răng	A	B	C	D	E	F	G	H	I
A101545S	1	15	14.5	16.9	12	8	12,5	12.44	29.57	6	6
A101545L		45	12.5	45.63	42	5.5	42	10.46	17.89	6	6
A151545S	1.5	15	23.5	25.35	18	13	18	22.7	47.42	10	8
A151545L		45	21	68.45	40	11.5	64	16.8	28.06	10	10
A201545S	2	15	30	33.79	24	14.5	24	28.96	60.34	15	10
A201545L		45	31	91.26	65	17.5	85	27.13	39.96	15	12
A251545S	2.5	15	40	42.24	30	19.5	30	38.79	76.75	20	12
A251545L		45	38	114.08	70	21.5	106.73	31.62	48,85	20	15
A301545S	3	15	45	50.69	35	21	35	43.14	90,03	23	15
A301545L		45	39	136.9	80	21.5	129.47	31.82	52.3	23	20
A401545S	4	15	54	67.59	49.5	23	49.5	51.74	114.67	30	16
A401545L		45	51	182.53	90	23	64.52	40.42	68.92	30	25
A501545S	5	15	67	84.49	60	30	60	63.86	145.18	35	20
A501545L		45	50	228.16	120	20	214.72	37.73	73.09	35	25

Speed Ratio: 1/3 | **Tỉ lệ:** 1/3
Number of teeth: 20 - 60 | **Số răng:** 20 - 60

Mã số sản phẩm (Manuf.no.)	Mô đun (M)	Number of teeth Số răng	A	B	C	D	E	F	G	H	I
A102060S	1	20	21	21.9	15	14	15	20.36	45.05	6	6
A102060L		60	25	60.63	48	16.5	56	21.37	32.33	6	10
A152060S	1.5	20	27	32.68	25	14.5	25	26.04	60.26	12	8
A152060L		60	25	90.95	50	23.5	85.65	30.71	45.14	12	10
A202060S	2	20	35	43.79	34.5	19.5	34.5	33.76	80.29	15	10
A202060L		60	50	121.26	70	26	108	43.90	63.81	15	15
A252060S	2.5	20	45	54.47	43	24	43	43.51	100.44	20	16
A252060L		60	50	151.58	70	25	138.54	43.17	66.9	20	15
A302060S	3	20	50	95.69	50	26	50	47.59	117.46	23	15
A302060L		60	51	181.9	90	24	168.14	41.41	71.57	23	25
A402060S	4	20	70	87.59	68	38.5	68	67.67	160.57	30	20
A402060L		60	80	242.53	110	34.5	217.86	67.79	107.62	30	25
A502060S	5	20	75	109.49	80	37	80	71.60	190.56	35	25
A502060L		60	90	204.47	140	41	227.07	78.84	125.24	35	25

Worm Gear

Bộ bánh vít trục vít



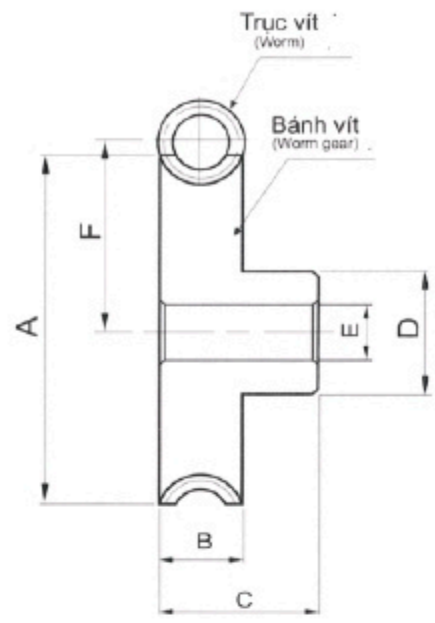

Bánh vít mô đun M=2 (Phối hợp với trục vít đừng kính 31.75mm, độ dài 55mm, 1 mối răng)

Mã số sản phẩm (Manuf.no.)	Số răng (Teeth)	Tỉ lệ (Speed Ratio)	A	B	C	D	E	F
D2020	20	1:20	46	20	35	35	10	33.875
D2030	30	1:30	66	20	35	54	12	43.875
D2040	40	1:40	86	20	35	65	12	53.875
D2050	50	1:50	106	20	35	70	12	63.875
D2060	60	1:60	126	20	35	70	12	73.875

Bánh vít mô đun M=2.5 (PPhối hợp với trục vít đừng kính 38.1mm, độ dài 65mm, 1 mối răng)

Mã số sản phẩm (Manuf.no.)	Số răng (Teeth)	Tỉ lệ (Speed Ratio)	A	B	C	D	E	F
D2520	20	1:20	57	24	40	43	10	41.55
D2530	30	1:30	82	24	40	50	10	54.05
D2040	40	1:40	107	24	45	60	15	66.55
D2050	50	1:50	132	24	45	60	15	79.05
D2060	60	1:60	157	24	45	70	15	91.55

Bánh vít mô đun M=3 (Phối hợp với trục vít đừng kính 50.8mm, độ dài 75mm, 1 mối răng)

Mã số sản phẩm (Manuf.no.)	Số răng (Teeth)	Tỉ lệ (Speed Ratio)	A	B	C	D	E	F
D2020	20	1:20	68	28	46	50	10	52.4
D2030	30	1:30	98	28	46	58	15	67.4
D2040	40	1:40	128	28	46	70	15	82.4
D2050	50	1:50	158	28	46	70	18	97.4
D2060	60	1:60	188	28	46	80	18	112.4

Bánh vít mô đun M=4 (Phối hợp với trục vít đừng kính 70mm, độ dài 75mm, 1 mối răng)

Mã số sản phẩm (Manuf.no.)	Số răng (Teeth)	Tỉ lệ (Speed Ratio)	A	B	C	D	E	F
D2020	20	1:20	91	32	50	62	10	71
D2030	30	1:30	132	32	50	70	15	91
D2040	40	1:40	171	32	50	78	18	111
D2050	50	1:50	212	32	50	85	18	131
D2060	60	1:60	251	32	35	92	18	151

Plastic Cable Drag Chain

Xích Nhựa Dẫn Cáp

Xích nhựa dẫn cáp được thiết kế để dẫn hướng và bảo vệ cáp điện, ống dẫn trong các ứng dụng chuyển động. Được chế tạo từ nhựa kỹ thuật bền, nhẹ, xích vận hành êm, ít tiếng ồn và duy trì bán kính cong cố định để tránh hư hại cáp. Sản phẩm được sử dụng phổ biến trong máy CNC, dây chuyền tự động và hệ thống vận chuyển vật liệu, với ưu điểm dễ lắp đặt, bảo trì và tùy chỉnh theo chiều dài, kích thước yêu cầu.

Plastic cable drag chains are designed to guide and protect cables and hoses in dynamic applications. Made from durable, lightweight engineering plastics, they offer smooth, low-noise operation and ensure a defined bend radius to prevent cable damage. Commonly used in CNC machines, automation lines, and material handling systems, these chains are easy to install, maintain, and customize for different lengths and sizes.

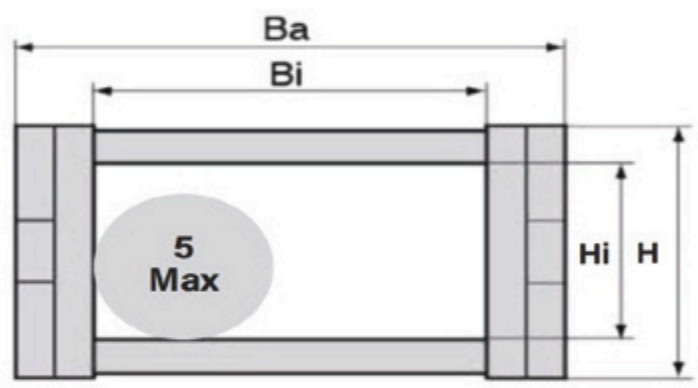

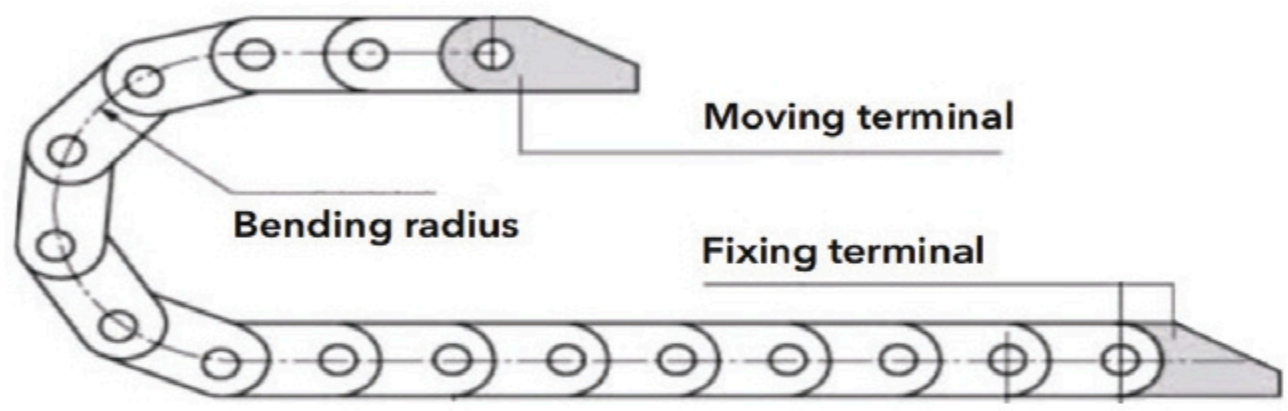

Code Mã	Inside Diameter Đường kính trong (Hi * Bi)	Outside Diameter Đường kính ngoài (H * Ba)	Bending radius Bán kính cong (R)
10*10	10*10	13.5*17.5	28
10*20	10*20	15.2*28	28
15*20	15*20	20*29	38
15*30	15*30	20*39	38
18*18	18*18	23*29	38
18*25	18*25	23*36	38
18*37	18*37	23*48	38
25*25	25*25	40*42	75
25*38	25*38	40*57	75
25*50	25*50	40*69	75
25*57	25*57	40*76	75
25*75	25*75	40*94	75
25*100	25*100	40*119	75
35*50	35*50	55*76	75
35*75	35*75	55*101	75
35*100	35*100	55*126	75
45*75	45*75	65*105	75
45*100	45*100	65*130	75
45*150	45*150	65*180	75
45*200	45*200	65*230	75
55*125	55*125	75*158	
55*150	55*150	75*183	
55*200	55*200	75*233	
65*150	65*150	85*185.5	
65*200	65*200	85*235.5	
65*250	65*250	85*285.5	

Common belt types
Các loại dây curoa thông dụng

Classical V-belt A, B, C, D, E, 3V, 5V, 8V
Dây curoa cơ bản dạng A, B, C, D, E, 3V, 5V, 8V

Cogged V-Belt (AX, BX, CX, 3VX, 5VX)
Dây curoa răng AX, BX, CX, 3VX, 5VX

Hexagonal double V-belt AA, BB, CC
Dây curoa lục giác AA, BB, CC



Banded Belt
Dây curoa liền lưng

Timing belt
Dây curoa cam

Ribbed Belt (Poly V)
Dây curoa rãnh dọc

Flat belt
Dây curoa dẹt

Deep Groove Ball Bearing

Vòng bi cầu rãnh sâu

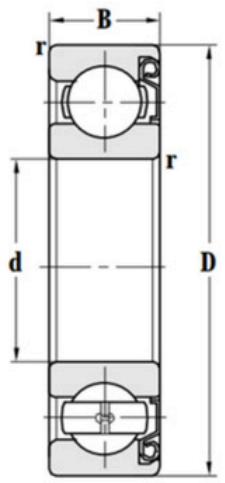

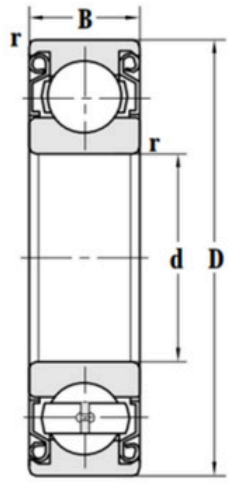

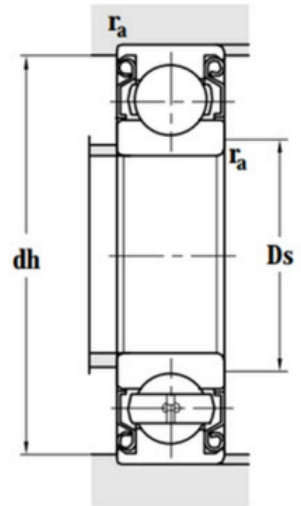

Designations / Ký hiệu	Principal dimensions / Kích thước cơ bản			Bán kính góc lượn nhỏ nhất (rmin)	Basic load ratings / Tải trọng cơ bản	
	Đường kính trong d	Đường kính ngoài D	Bề rộng B		Tải động hướng tâm Cr (kN)	Tải tĩnh hướng tâm Cor (kN)
6000	10	26	8	3	455	195
6001	12	28	8	3	51	235
6002	15	32	9	3	56	275
6003	17	35	10	3	68	335
6004	20	42	12	6	94	5
6005	25	47	12	6	114	628
6006	30	55	13	1	132	796
6007	35	62	14	1	16	103
6008	40	68	15	1	168	116
6009	45	75	16	1	212	14
6010	50	80	16	1	22	163
6011	55	90	18	11	29	207
6012	60	95	18	11	30	23
6013	65	100	18	11	32	25
6014	70	110	20	15	37	265
6015	75	115	20	11	38	31
6016	80	125	22	11	475	40
6017	85	130	22	11	475	40
6018	90	140	24	15	585	501
6018	90	140	24	15	585	50
6019	95	145	24	15	785	54
6020	100	150	24	15	624	529
6021	105	160	26	2	73	628
6022	110	170	28	2	82	706
6024	120	180	28	2	855	80
6028	130	200	33	2	109	98
6028	140	210	33	2	106	102
6030	150	225	35	21	123	117
6034	170	260	42	21	161	166
6038	190	290	46	21	191	211
6040	200	310	51	21	213	234
6200	10	30	9	6	65	3
6201	12	32	10	6	65	3
6202	15	35	11	6	8	4
6203	17	40	12	6	975	48
6204	20	47	14	1	13	67
6205	25	52	15	1	143	8
6206	30	62	16	1	195	113
6206	30	62	16	1	195	113

6207	35	72	17	11	26	147
6208	40	80	18	11	312	182
6209	45	85	19	11	337	207
6210	50	90	20	11	356	223
6211	55	100	21	15	443	278
6212	60	110	22	15	53	36
6213	65	120	23	15	57	40
6214	70	127	284	15	56	465
6215	75	130	25	15	66	50
6215	75	130	25	15	66	50
6216	80	140	26	2	715	545
6217	85	150	28	2	84	62
6218	90	160	30	2	97	72
6219	95	170	32	21	110	80
6220	100	180	34	21	122	93
6221	105	190	36	21	135	102
6222	110	200	38	21	145	114
6224	120	215	40	21	154	130
6226	130	230	40	3	153	134
6228	130	230	40	3	153	134
6228	140	250	42	3	166	150
6230	150	270	45	3	189	183
6240	200	360	58	4	288	335
6304	20	52	15	1	138	69
6305	25	62	17	11	224	115
6306	30	72	19	11	284	154
6307	35	80	21	15	334	192
6308	40	90	23	15	41	24
6309	45	100	25	15	525	30
6310	50	110	27	2	62	38
6311	55	120	29	2	715	45
6312	60	130	31	21	82	50
6313	65	140	33	21	925	595
6314	70	150	35	21	107	68
6315	75	160	37	21	113	77

6316	80	170	39	21	125	865
6317	85	180	41	3	102	965
6318	90	190	43	3	144	108
6319	95	200	45	3	152	118
6320	100	215	47	3	173	141
6321	105	225	49	3	240	154
6322	110	240	50	3	195	176
6324	120	260	55	3	217	196
6326	130	280	58	4	240	226
6328	140	300	62	4	329	246
6330	150	320	65	4	360	280
6407	35	100	25	15	515	29
6409	45	120	29	2	73	43
6410	50	130	31	21	88	52
6411	55	140	33	21	95	60
6412	60	150	35	21	107	685
60722	110	175	31	23	158	176
61824	120	150	161	1	245	28
61828	140	175	18	11	34	40
61832	160	200	20	11	495	59
61912	60	85	13	1	17	151
61915	75	105	16	1	265	235
61916	80	110	16	1	276	253
61919	95	130	18	11	338	33
61922	110	150	20	11	405	415
61924	120	165	22	11	53	54
61926	130	180	24	15	65	67
61928	140	190	24	15	64	675
61932	160	220	28	2	835	90
61932	160	220	28	2	835	90
16040	200	310	34	2	157	179
61848	240	300	28	2	103	116
6316	80	170	39	21	125	865

Spherical Roller Bearing (CA)

Vòng bi tang trống tự lựa (CA)

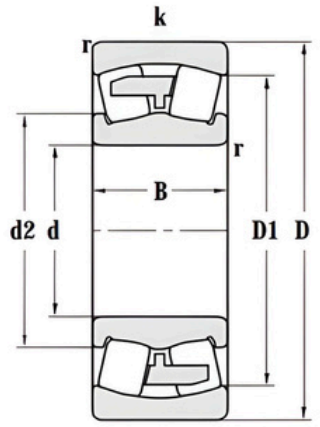

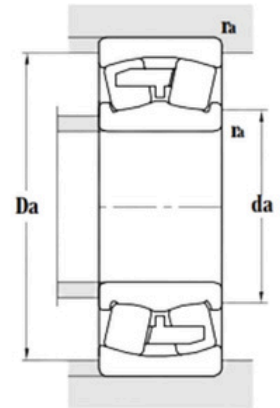

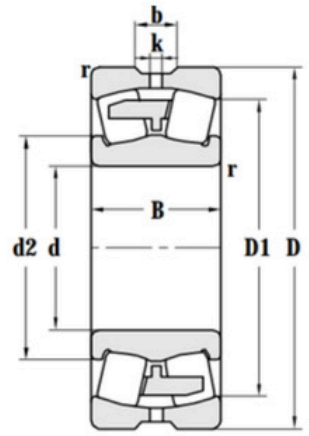

Designations Mã sản phẩm	Principal dimensions Kích thước chính				Basic load ratings Tải trọng định mức cơ bản		Limit speed ratings Giới hạn tốc độ		Other dimensions Các kích thước khác				Contact surface and chamfier dimensions Kích thước bề mặt tiếp xúc và vát mép			Calculation coefficient Hệ số tính toán				Weight
	Đường kính trục (d)	Đường kính ngoài (D)	Bề rộng (B)	Bán kính góc vát (nhỏ nhất) (Crmin)	Tải động (Cr)	Tải tĩnh (Cor)	Dùng mỡ bôi trơn (Grease)	Dùng dầu bôi trơn (Oil)	Đường kính vai trong (d2)	Đường kính vai ngoài (D1)	Chiều rộng rãnh lắp vòng bi (b)	Kích thước rãnh chốt (k)	Đường kính nhỏ nhất của trục lắp (da)	Đường kính lớn nhất của vỏ lắp (Da)	Bán kính vát mép (ra)	Hệ số tải trọng tương đương (e)	Hệ số tải trọng hướng tâm và dọc trục Y1----------Y2----------Y0			Trọng lượng
21310CA/W33	50	110	27	2	148	158	3400	4300	69	92			60	100	2	24	28	42	28	134
21313CA/W33	65	140	33	21	224	257	2800	3600	879	119			77	128	2	25	27	4	26	258
21314CA/W33	70	150	35	21	270	309	2400	3200	954	127			82	138	2	25	27	4	26	302
21317CA/W33	85	180	41	3	294	360	2000	2800	118	152			99	166	25	24	28	42	28	542
21318CA/W33	90	190	43	3	580	660	2400	3200	112	150	83	45	104	176	25	24	28	42	28	582
21319CA/W33	95	200	45	3	404	466	2400	3200	112	150	83	45	107	158	2	24	28	42	28	748
21320CA/W33	100	215	47	3	385	490	1700	2200	138	179			114	201	25					874
21322CA/W33	110	240	50	3	420	490	1600	2000	150	202	75	3								117
22207CA/W33	35	72	23	11	725	815	6000	7500	46	60	55	3	41	65	1					441
22209CA/W33	45	85	23	11	969	95	5300	6700	576	73	55	2	52	78	1	28	24	35	25	629
22210CA/W33	50	90	23	11	988	103	5000	6300	63	816	55	2	57	83	1	27	25	37	25	629
22210CA/W33	50	90	23	11	988	103	5000	6300	622	816	55	2	57	83	1	26	26	39	25	63
22211CA/W33	55	100	25	15	101	126	4500	5600	70	873	55	2	64	91	15	26	26	39	25	742
22211CA/W33	55	100	25	15	119	126	4500	5600	688	873	55	2	64	91	15	25	27	4	26	887
22212CA/W33	60	110	28	15	121	145	4000	5000	755	95	55	2	69	101	15	27	25	37	25	109
22212CA/W33	60	110	28	15	148	158	4000	5000	752	95	55	2	69	101	15	24	28	42	28	101
22213CA/W33	65	120	31	15	143	175	3800	4800	82	103	55	25	74	111	15	27	25	37	25	157
22214CA/W33	70	125	31	15	162	205	3600	4500	868	109	6	25	79	116	15	24	3	46	28	183
22215CA/W33	75	130	31	15	201	228	3400	4300	92	114	55	25	84	121	15	24	3	46	28	171
22216CA/W33	80	140	33	2	165	225	3200	4000	989	122	55	25	91	129	2	24	28	42	28	208

22217CA/W33	85	150	36	2	193	254	3000	3800	105	132	65	3	96	139	2	24	28	42	28	269
22218CA/W33	90	160	40	2	269	360	2600	3400	111	139	83	25	101	149	2	25	27	4	26	34
22219CA/W33	95	170	43	21	361	428	2400	3200	119	148	83	3	107	158	2	24	28	42	28	468
22220CA/W33	100	180	46	21	404	466	2200	3000	124	156	83	3	112	168	2	24	28	42	28	518
22222CA/W33	110	200	53	21	530	610	2000	2800	139	173	83	4	122	188	2	26	26	39	25	743
22224CA/W33	120	215	58	21	600	730	1900	2600	149	187			132	203	2	26	26	39	25	987
22226CA/W33	130	230	64	3	700	880	1800	2400	162	200	10	5	144	216	25	27	25	37	25	124
22228CA/W33	140	250	68	3	680	1000	1700	2200	176	218	111	5	154	236	25	26	26	39	25	162
22230CA/W33	150	270	73	3	810	1050	1600	2000	189	234	12	6	164	256	25	26	26	39	25	187
22232CA/W33	160	290	80	3	950	1380	1500	1900	193	249			174	276	25	27	25	37	25	246
22234CA/W33	170	310	86	4	1060	1450	1300	1700	215	268	167	6	188	292	3	27	25	37	25	268
22236CA/W33	180	320	86	4	1120	1550	1300	1700	224	278	167	6	198	302	3	26	26	39	25	294
22238CA/W33	190	340	92	4	1210	1620	1200	1600	235	293			208	322	3	26	26	39	25	374
22240CA/W33	200	360	98	4	1390	1830	1100	1500	248	309			218	342	3					442
22244CA/W33	220	400	108	4	1670	2400	950	1300	275	344	167	8	238	382	3	27	25	37	25	635
22248CA/W33	240	440	120	4	2090	3250	900	1200	290	383	18	7	258	422	3	27	25	37	25	853
22252CA/W33	260	480	130	5	2520	3600	850	1100	330	414	223	12	282	458	4	27	251	374	245	106
22256CA/W33	280	500	130	5	2570	3600	800	1000	347	435	223	8	302	478	4	0,26	2,6	3,9	2,5	118
22260CA/W33	300	540	140	5	2990	4300	750	950	374	467			322	518	4	0,26	2,6	3,9	2,5	138
22264CA/W33	320	580	150	5	3420	4660	670	850	400	502	223	8	342	558	4	0,26	2,6	3,9	2,5	175
22272CA/W33	360	650	170	6	4200	6200	600	800	449	563	223	8	388	622	5	0,26	2,6	3,87	2,54	248

SINGLE-ROW CYLINDRIAL ROLLER BEARING

Vòng bi con lăn trụ một dãy/Vòng bi đũa/Vòng bi trụ

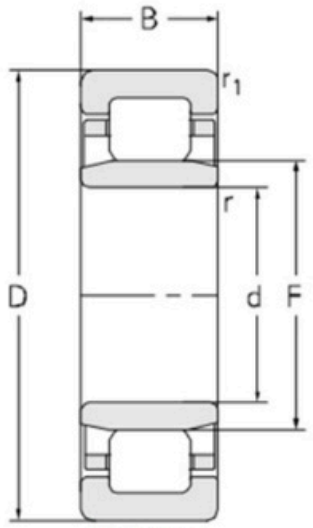

NU type

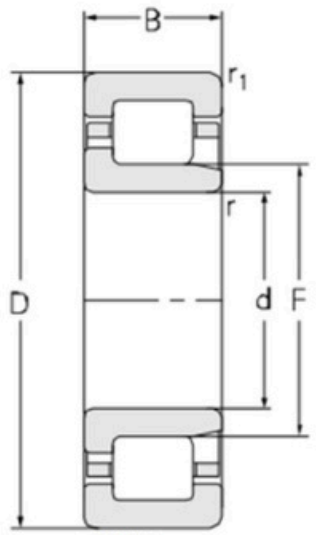

NJ type

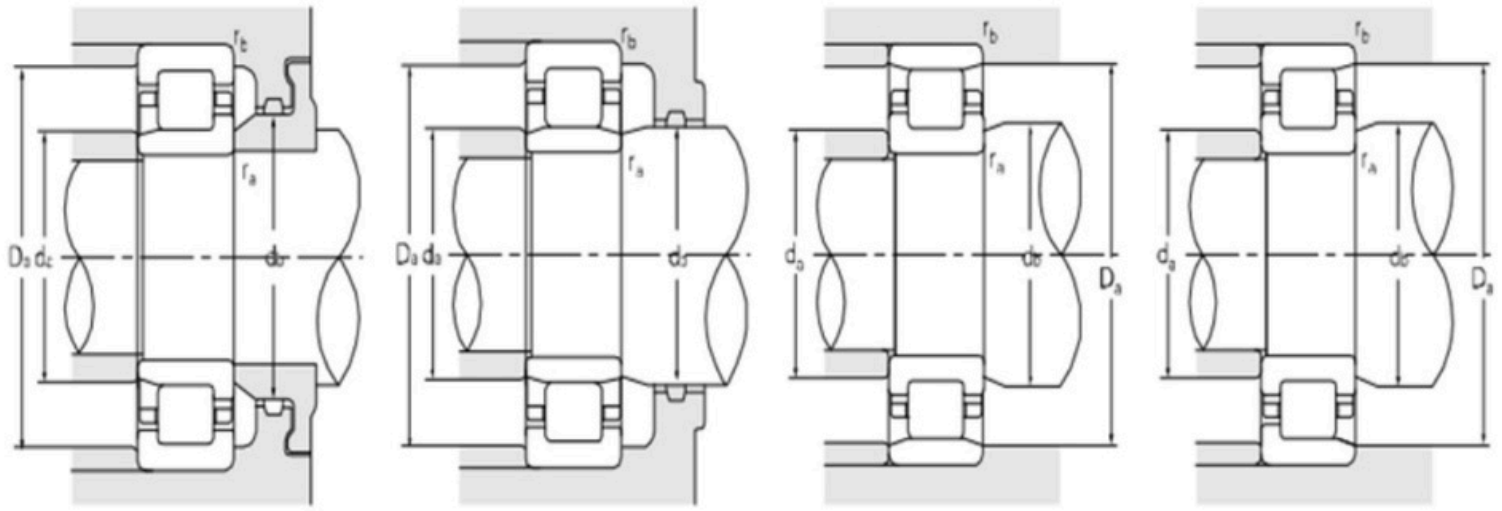

Designations / Mã vòng bi / Chủng loại	Principal dimensions / Kích thước chính						Basic load ratings/ Tải trọng cơ bản		Limit speed ratings/ Giới hạn tốc độ		Abutment and fillet dimensions/ Kích thước vai trục & bo góc									Separate thrust collar/ Vòng chặn lực trục tách rời		
	Kích thước trục (d)	Kích thước ngoài (D)	Chiều rộng (B)	Bán kính bo tròn nhỏ nhất (rlsmin)	Bán kính vát mép nhỏ nhất (rsmin)	Kích thước F (F)	Tải động hướng tâm (Cr)	Tải tĩnh hướng tâm (Cor)	Giới hạn tốc độ mỡ bôi trơn	Giới hạn tốc độ dầu bôi trơn	Vai trục min (damin)	Vai trục max (damax)	Đường kính bệ min (dbmin)	Đường kính bệ max (Damax)	Bán kính bo tròn tối đa (ramax)	Bán kính bo tròn bệ trục tối đa (rbmax)	Trọng lượng	Mã sản phẩm	Trọng lượng	A1	A2	Bán kính vòng chặn (r3,r4)
NJ205M	25	52	15	1	6	315	28	265	11000	13500	29	30	36	47	1	6	164					
NJ206EM	30	62	16	1	6	375	42	35	9500	12000	34	36	43	57	1	6	264					
NJ207EM	35	72	17	11	6	44	54	46	8500	10000	39	42	50	655	1	6	338					
NJ208EM	40	80	18	11	11	495	60	555	7500	9000	465	48	56	735	1	1	46					
NJ209EM	45	85	19	11	11	545	675	615	6700	8000	515	53	61	785	1	1	51					
NJ209M	45	85	19	11	11	55	575	56	6700	8000	515	53	61	785	1	1	487					
NJ210EM	50	90	20	11	11	595	705	675	6300	7500	565	57	66	835	1	1	573					
NJ212EM	60	110	22	15	15	72	104	85	5300	6300	68	70	80	102	15	15	938					
NJ212M	60	110	22	15	15	735	104	85	5300	6300	68	70	80	102	15	15	952					
NJ213M	65	120	23	15	15	796	89	102	4800	5600	73	76	87	112	15	15	114					
NJ215M	75	130	25	15	15	885	107	127	4500	5300	83	86	97	122	15	15	145					
NJ216M	80	140	26	2	2	95	1.270	154	4000	4800	89	93	104	131	2	2	173					
NJ217M	85	150	28	2	2	1.018	143	175	3800	4500	94	98	110	141	2	2	215					
NJ218M	90	160	30	2	2	107	170	205	3600	4300	99	104	117	151	2	2	272					
NJ219EM	95	170	32	21	21	1.125	2.450	255	3400	4000	106	110	123	159	2	2	324					

NJ219M	95	170	32	21	21	1.135	190	230	3400	4000	106	110	123	159	2	2	323					
NJ2206EM	30	62	20	1	6	375	53	54	9500	12000	34	36	43	57	1	6	297					
NJ2207EM	35	72	23	11	11	44	66	70	8500	10000	39	42	50	655	1	6	363					
NJ2208EM	40	80	23	11	11	495	78	72	7500	9000	465	48	56	735	1	1	539					
NJ2209EM	45	85	23	11	11	545	82	78	5600	6700	515	53	61	785	1	1	645					
NJ220M	100	180	34	21	21	120	2.080	256	3200	3800	111	116	130	169	2	2	361					
NJ2210EM	50	90	23	11	11	595	865	845	6300	7500	565	57	66	835	1	1	666					
NJ2211EM	55	100	25	15	11	66	109	113	6000	7000	615	64	73	92	15	1	783					
NJ2212EM	60	110	28	15	15	72	140	145	5300	6300	68	70	80	102	15	15	123					
NJ2213M	65	120	31	15	15	796	122	155	4800	5600	73	76	87	112	15	15	165					
NJ2214M	70	125	31	15	15	845	130	155	4500	5300	78	81	92	117	15	15	173					
NJ2216M	80	140	33	2	2	953	152	226	4000	4800	89	93	104	131	2	2	235					
NJ2217EM	85	150	36	2	2	1.005	240	270	3800	4500		98	110	141	2	2	286					
NJ2219M	95	170	43	21	21	1.135	2.420	315	3200	3900	107	110	115	158	2	2	439					
NJ221EM	105	190	36	21	21	125	2.900	315	3000	3600	116	198	137	179	2	2	452					
NJ221M	105	190	36	21	21	1.268	2.250	285	3000	3600	116	198	137	179	2	2	434					
NJ2220M	100	180	46	21	21	120	2.750	385	3200	3800	111	116	130	169	2	2	586					
NJ2222M	110	200	53	21	21	132	3.520	470	2800	3400	121	138	145	189	2	2	783					
NJ2224EM	120	215	58	21	21	1.435	5.000	605	2400	3000	131	140	156	204	2	2	98					
NJ2224M	120	215	58	21	21	1.435	3.950	550	2400	3000	131	139	156	204	2	2	946					
NJ2226M	130	230	64	3	3	156	4.300	625	2200	2800	143	153	167	217	25	25	119					
NJ222EM	110	200	38	21	21	1.325	3.200	350	2800	3400	121	204	145	189	2	2	538					
NJ222M	110	200	38	21	21	1.325	2.700	335	2800	3400	121	129	145	189	2	2	51					
NJ224EM	120	215	40	21	21	1.435	3.750	420	2400	3000	131		156	204	2	2	668					
NJ224M	120	215	40	21	21	1.435	3.050	390	2400	3000	131	140	156	204	2	2	639	HJ224	698	11	1.873	21
NJ226EM	130	230	40	3	3	1.535	4.000	465	2200	2800	143	150	167	217	25	25	766					
NJ226M	130	230	40	3	3	156	3.150	415	2200	2800	143	153	167	217	25	25	732					
NJ2307EM	35	80	31	15	15	462	102	94	7000	8500	415	44	53	72	15	1	823					
NJ2307M	35	80	31	15	15	462	87	75	7000	8500	415	44	53	72	15	1	833					
NJ2309EM	45	100	36	15	15	585	154	150	5600	6700	53	56	67	92	15	15	152					
NJ2310EM	50	110	40	2	2	65	180	180	5000	6000	59	62	73	101	2	2	192					
NJ2312M	60	130	46	21	21	77	190	215	4300	5000	71	73	87	119	2	2	338					
NJ2313M	60	130	46	21	21	78	190	215	4300	5000	71	73	87	119	2	2	339					
NJ2313M	65	140	48	21	21	835	2.110	248	4000	4800	76	79	93	129	2	2	367					
NJ2314M	70	150	51	21	21	90	248	300	3600	4300	81	86	101	139	2	2	462					

NJ2315M	75	160	55	21	21	955	2.870	345	3400	4000	86	91	107	149	2	2	586	HJ2315	512	11	218	21
NJ2316EM	80	170	58	21	21	101	400	422	3200	3800	91	98	113	159	2	2	662					
NJ2316M	80	170	58	21	21	103	305	380	3200	3800	91	98	113	159	2	2	644					
NJ2317M	85	180	60	3	3	108	347	435	3000	3600	96	103	120	169	25	25	781	HJ2317	617	12	2.373	3
NJ2319M	95	200	67	3	3	1.215	4.350	565	2600	3200	108	116	135	187	25	25	102	HJ2319	864	13	2.623	3
NJ2320M	100	215	73	3	3	1.295	4.800	625	2400	3000	113	125	142	202	25	25	135	HJ2320	98	13	2.723	3
NJ2322EM	110	240	80	3	3	143	7.500	865	2000	2600	123	138	159	227	25	25	187					
NJ2324M	120	260	86	3	3	154	7.350	970	1900	2400	133	149	170	247	25	25	236	HJ2324	152	14	2.772	3
NJ305M	25	62	17	11	11	34	455	36	9500	12000	315	32	40	555	1	1	267					
NJ306EM	30	72	19	11	11	405	56	48	9000	11000	365	39	47	655	1	1	411					
NJ307M	35	80	21	15	11	462	72	60	8000	9500	415	44	53	72	15	1	604					
NJ308EM	40	90	23	15	15	52	90	75	6700	8000	48		60	82	15	15	815					
NJ309EM	45	100	25	15	15	585	108	96	6300	7500	53	56	67	92	15	15	1					
NJ310M	50	110	27	2	2	65	122	108	5000	6000	59	63	73	101	2	2	136	HJ310	158	8	1.374	2
NJ311M	55	120	29	2	2	705	150	137	4800	5600	64	68	79	111	2	2	175					
NJ312M	60	130	31	21	21	77	141	150	4300	5000	71	72	86	119	2	2	21					
NJ313EM	65	140	33	21	21	825	2.050	188	4000	4800	76	80	93	129	2	2	25					
NJ313M	65	140	33	21	21	835	1.560	168	4000	4800	76	81	93	129	2	2	26					
NJ314M	70	150	35	25	25	90	182	202	3600	4300	81	86	100	139	2	2	312					
NJ315M	75	160	37	21	21	955	2.550	226	3400	4000	86	92	97	149	2	2	363					
NJ316EM	80	170	39	21	21	101	288	278	3200	3800	91	98	113	159	2	2	432					
NJ316M	80	170	39	21	21	103	217	246	3200	3800	91	98	113	159	2	2	447					
NJ317EM	85	180	41	11	11	108	325	330	3000	3600	98	105	111	167	25	25	527					
NJ318M	90	190	43	3	3	115	2.740	315	2800	3400	103	110	127	177	25	25	619					
NJ319M	95	200	45	3	3	1.215	2.950	340	2600	3200	108	118	133	187	25	25	706					
NJ320EM	100	215	47	3	3	1.275	3.900	440	2400	3000	113	124	142	202	25	25	982	HJ320E	888	13	205	3
NJ321EM	105	225	49	3	3	133	4.800	525	2200	2800	118	130	148	212	25	25	107					
NJ322M	110	240	50	3	3	143	4.300	515	2000	2600	123	139	159	227	25	25	118	HJ322E	125	14	22	3
NJ324M	120	260	55	3	3	154	5.400	645	1900	2400	133	150	171	247	25	25	157					
NU205EM	25	52	15	1	6	315	28	265	11000	13500	29	30	36	47	1	7	159					
NU206EM	30	62	16	1	6	375	42	35	9500	12000	34	36	39	57	1	6	259					
NU207EM	35	72	17	11	6	44	54	46	8500	10000	39	42	46	655	1	6	331					
NU208EM	40	80	18	11	11	495	60	555	7500	9000	465	48	51	735	1	1	439					
NU209EM	45	85	19	11	11	55	675	615	6700	8000	515	53	61	785	1	1	498					
NU209EM	45	85	23	11	11	545	82	78	5600	6700	51	53	58	79	1	1	635					

NU210EM	50	90	20	11	11	595	705	675	6300	7500	565	57	62	835	1	1	562					
NU210M	50	90	20	11	11	604	572	64	6300	7500	565	57	62	835	1	1	564					
NU212EM	60	110	22	15	15	72	104	85	5300	6300	68	70	80	102	15	15	916					
NU212M	60	110	22	15	15	735	104	85	5300	6300	68	70	75	102	15	15	938					
NU213M	65	120	23	15	15	796	89	102	4800	5600	73	76	81	112	15	15	112					
NU214M	70	125	24	15	15	845	924	116	4500	5300	78	81	86	117	15	15	124					
NU215M	75	130	25	15	15	885	107	127	4500	5300	83	86	91	122	15	15	142					
NU216M	80	140	26	2	2	95	1.270	154	4000	4800	89	93	98	131	2	2	169					
NU217M	85	150	28	2	2	1.018	143	175	3800	4500	94	98	103	141	2	2	209					
NU218M	90	160	30	2	2	107	170	205	3600	4300	99	104	110	151	2	2	266					
NU219M	95	170	32	21	21	1.135	190	230	3400	4000	106	110	116	159	2	2	313					
NU2207EM	35	72	23	11	11	44	66	70	8500	10000	39	42	46	655	1	6	445					
NU2208EM	40	80	23	11	11	495	78	72	7500	9000	465	48	51	735	1	1	53					
NU220M	100	180	34	21	21	120	2.080	256	3200	3800	111	116	123	169	2	2	352					
NU2210EM	50	90	23	11	11	595	865	845	6300	7500	565	57	62	835	1	1	65					
NU2211EM	55	100	25	15	11	66	109	113	6000	7000	615	64	68	92	15	1	763					
NU2212EM	60	110	28	15	15	72	140	145	5300	6300	68	70	74	102	15	15	121					
NU2213EM	65	120	31	15	15	785	163	173	4800	5600	73	76	81	112	15	15	161					
NU2213M	65	120	31	15	15	796	122	155	4800	5600	73	76	81	112	15	15	165					
NU2214M	70	125	31	15	15	845	130	155	4500	5300	78	81	86	117	15	15	17					
NU2215M	75	130	31	15	15	885	132	166	4500	5300	83	86	91	122	15	15	175					
NU2216EM	80	140	33	2	2	953	204	235	4000	4800	89	93	98	131	2	2	239					
NU2216M	80	140	33	2	2	593	152	195	4000	4800	89	93	98	131	2	2	232					
NU2217EM	85	150	36	2	2	1.005	240	270	3800	4500	94	98	103	141	2	2	282					
NU2219M	95	170	43	21	21	1.135	2.420	315	3200	3900	107	110	115	158	2	2	431					
NU221EM	105	190	36	21	21	125	2.900	315	3000	3600	116	198	137	179	2	2	433					
NU2220M	100	180	46	21	21	120	2.750	385	3200	3800	111	116	122	169	2	2	52					
NU2222M	110	200	53	21	21	132	3.520	470	2800	3400	121	129	135	189	2	2	763					
NU2224M	120	215	58	21	21	1.435	3.950	550	2400	3000	131	139	146	204	2	2	931					
NU2226M	130	230	64	3	3	156	4.300	625	2200	2800	143	153	159	217	25	25	118					
NU222M	110	200	38	21	21	1.325	2.700	335	2800	3400	121	129	135	189	2	2	505					
NU224EM	120	215	40	21	21	1.435	3.750	420	2400	3000	131	140	146	204	2	2	674					
NU224M	120	215	40	21	21	1.435	3.050	390	2400	3000	131	192	146	204	2	2	627	HJ224	698	11	1.873	21
NU226M	130	230	40	3	3	156	3.150	415	2200	2800	143	153	159	217	25	25	722					
NU2306EM	30	72	27	11	11	405	80	72	8000	95000	365		47	655	1	1	593					

NU2307EM	35	80	31	11	11	462	102	94	7000	8500	415	44	48	72	15	1	81					
NU2308EM	40	90	33	15	15	52	124	115	6300	7500	48	49	60	82	15	15	101					
NU2310EM	50	110	40	2	2	65	180	180	5000	6000	59	61	67	101	2	2	189					
NU2310M	50	110	40	2	2	65	180	180	5000	6000	59	61	67	101	2	2	191					
NU2311M	55	120	43	2	2	705	156	174	4800	5600	64	68	73	111	2	2	243					
NU2313M	65	140	48	21	21	835	2.110	248	4000	4800	76	79	85	129	2	2	36					
NU2314M	70	150	51	21	21	90	248	300	3600	4300	81	86	93	139	2	2	452					
NU2315M	75	160	55	21	21	955	2.870	345	3400	4000	86	91	98	149	2	2	596	HJ2315	512	11	218	21
NU2316M	80	170	58	21	21	103	305	380	3200	3800	91	98	106	159	2	2	634					
NU2317M	85	180	60	3	3	108	347	435	3000	3600	96	103	111	169	25	25	736	HJ2317	617	12	2.373	3
NU2319M	95	200	67	3	3	1.215	4.350	565	2600	3200	108	116	124	187	25	25	103	HJ2319	864	13	2.623	3
NU2320M	100	215	73	3	3	1.295	4.800	625	2400	3000	113	125	133	202	25	25	132	HJ2320	98	13	2.723	3
NU2322EM	110	240	80	3	3	143	7.500	865	2000	2600	123	138	146	227	25	25	183					
NU2324M	120	260	86	3	3	154	7.350	970	1900	2400	133	149	157	247	25	25	231	HJ2324	152	14	2.772	3
NU307M	35	80	21	15	11	462	72	60	8000	9500	415	44	48	72	15	1	591					
NU310EM	50	110	27	2	2	65	122	108	5000	6000	59	63	67	101	2	2	127					
NU311EM	55	120	29	2	2	705	150	137	4800	5600	64	68	73	111	2	2	164					
NU311M	55	120	29		2	705	150	137	4800	5600	64	68	73	111	2	2	174					
NU312EM	60	130	31	21	21	77	165	155	4300	5000	71	74	79	119	2	2	206					
NU312M	60	130	31	21	21	77	141	150	4300	5000	71	72	80	119	2	2	206					
NU313EM	65	140	33	21	21	825	2.050	188	4000	4800	76	80	85	129	2	2	245					
NU313M	65	140	33	21	21	835	1.560	168	4000	4800	76	81	86	129	2	2	254					
NU314EM	70	150	35	21	21	89	2.265	220	3600	4300	82	86	91	138	2	2	345					
NU314M	70	150	35	25	25	90	182	202	3600	4300	81	86	93	139	2	2	305					
NU315EM	75	160	37	21	21	95	269	254	3400	4000	86	92	97	149	2	2	362					
NU315EN M	75	160	37	21	21	95	2.690	254	3400	4000	86	92	97	149	2	2	359					
NU315M	75	160	37	21	21	955	255	226	3400	4000	86	92	97	149	2	2	356					
NU316EM	80	170	39	21	21	101	288	278	3200	3800	91	98	104	159	2	2	426					
NU316M	80	170	39	21	21	103	217	246	3200	3800	91	100	106	159	2	2	437					
NU317EM	85	180	41	3	3	108	325	330	3000	3600	98	105	111	167	25	25	516					
NU318EM	90	190	43	3	3	1.135	3.500	345	2800	3400	103	110	116	177	25	25	59					
NU318M	90	190	43	3	3	115	2.740	315	2800	3400	103	112	118	177	25	25	606					
NU319M	95	200	45	3	3	1.215	2.950	340	2600	3200	108	118	124	187	25	25	7					
NU320EM	100	215	47	3	3	1.275	4.300	465	2400	3000	113	124	130	202	25	25	967	HJ320E	888	13	205	3
NU321EM	105	225	49	3	3	133	4.800	525	2200	2800	118	217	136	212	25	25	106					

NU3224M	120	215	76	21	21	14.514	5.150	780	2400	3000	131	140	146	204	2	2	124					
NU322EM	110	240	50	3	3	143	5.100	520	2000	2600	123	139	146	227	25	25	115	HJ2322E	131	14	2.622	3
NU322M	110	240	50	3	3	143	4.300	515	2000	2600	123	139	146	227	25	25	116	HJ322E	125	14	22	3
NU324EM	120	260	55	3	3	154	5.900	710	1900	2400	133	150	157	247	25	25	163					
NU324M	120	260	55	3	3	154	5.400	645	1900	2400	133	150	157	247	25	25	154					

Single-row Tapered Roleller Bearing (Metric)

Vòng bi côn một dãy (hệ mét)

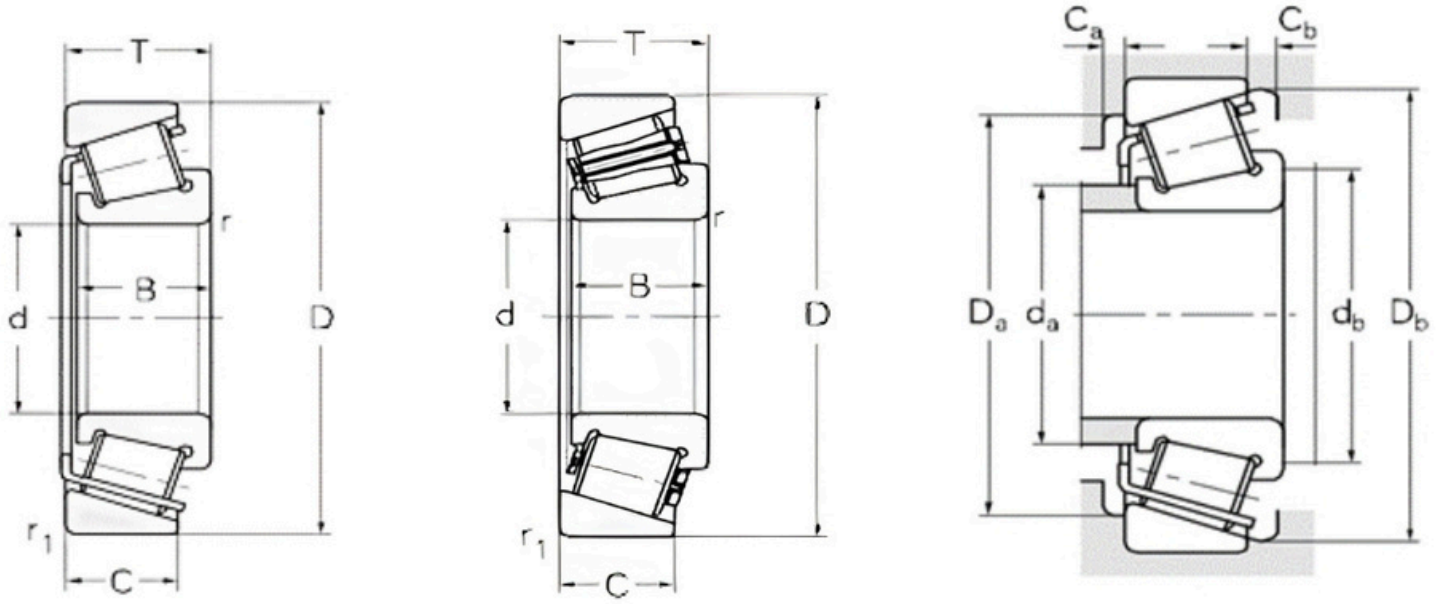

Designaitons (Mã chỉ định)	Principal dimensions									Basic load ratings / Tải trọng cơ bản		Limit speed ratings / Tốc độ giới hạn		Abutment and fillet dimensions/Kích thước gờ/bo góc							Calculation coefficient / Hệ số tính toán				Weight
	d	D	T	B	B	r (radial)	r (axial)	r1 (radial)	r2 (axial)	C (r)	C (or)	Grease	Oil	da (max)	db (min)	Da (min)	Da (max)	Db (min)	Ca (min)	Cb (min)	e	Y	Y0	a	Cân nặng
30205	25	52	1.625	15	13	1	1	1	1	348	335	7500	9500	31	31	44	46	49	2	33	37	16	88	12	160
30207	35	72	1.825	17	15	15	15	15	15	573	56	5300	7000	44	42	62	65	67	3	33	37	16	88	15	318
30208	40	80	1.975	18	16	15	15	15	15	70	73	4800	6300	49	47	69	73	75	3	38	37	16	88	17	430
30209	45	85	2.075	19	16	15	15	15	15	803	83	4500	6000	53	52	74	78	80	3	5	4	15	81	18	464
30210	50	90	2.175	20	17	15	15	15	15	849	915	4300	5600	58	57	79	83	86	3	5	42	14	79	20	550
30211	55	100	2.275	21	18	2	2	15	15	1.028	106	3800	5000	64	64	88	91	95	4	5	4	15	81	21	713
30212	60	110	2.375	22	19	2	2	15	15	111	114	3400	4500	69	69	96	101	103	4	5	4	15	81	23	923
30213	65	120	2.475	23	20	2	2	15	15	131	134	3000	4000	77	74	106	111	114	4	5	4	15	81	24	114
30214	70	125	2.625	24	21	2	2	15	15	124	156	3000	4000	81	69	110	116	118	4	53	42	14	79	26	129
30215	75	130	2.725	25	22	2	2	15	15	139	175	2800	3800	85	84	115	121	125	45	53	44	14	76	28	140
30216	80	140	2.825	26	22	25	25	2	2	149	183	2400	3400	90	90	124	130	133	45	63	42	14	79	29	156
30217	85	150	305	28	24	25	25	2	2	175	220	2400	3400	96	95		140	142	5	65	42	14	79	31	205
30218	90	160	325	30	26	25	25	2	2	222	291	2000	3000	102	100		150	151	5	65	42	14	79	33	273
30219	95	170	345	32	27	3	3	25	25	233	300	1900	2800	108	107	149	158	160	5	75	42	14	79	35	327
30220	100	180	37	34	29	3	3	25	25	262	340	1900	2800	114	112	157	168	169	5	8	42	14	79	37	356
30221	105	190	39	36	30	3	3	25	25	292	365	1800	2600	125	117	162	181	177	6	9	42	14	79	39	447

30222	110	200	41	38	32	3	3	25	25	320	430	1700	2400	132	122	171	191	187	6	9	42	14	79	41	527
30224	120	215	435	40	34	3	3	25	25	335	465	1600	2200	139	132	187	203	203	6	95	44	14	76	45	632
30226	130	230	4.375	40	34	4	4	3	3	360	480	1500	2000	150	144	203	216	219	7	10	44	14	76	47	702
30228	140	250	4.575	42	36	4	4	3	3	405	540	1400	1900	162	154	219	236	234	9	11	44	14	76	50	88
30230	150	270	49	45	38	4	4	3	3	450	605	1300	1800	174	164	234	256	252	9	11	44	14	76	53	112
30232	160	290	52	48	40	4	4	3	3	510	695	1100	1600	189	174	252	276	271	9	12	44	14	76	57	134
30236	180	320	57	52	43	5	5	4	4	590	820	1000	1500	209	198	278	302	300	45	14	45	13	73	64	178
30238	190	340	60	55	46	5	5	4	4	680	1040	950	1400	224	210	298	323	318	9	14	43	18	8	63	206
30240	200	360	64	58	48	5	4	4	4	780	1100	900	1300	236	218	315	342	338	9	16	44	14	76	70	254
30244	220	400	72	65	54	5	5	4	4	975	1370	900	1300	256	220	334	382	382	10	18	42	14	79	77	368
30248	240	440	79	72	60	5	5	4	4	1070	1550	750	1000	267	288	422	384	408	11	19	44	14	74	85	468
30252	260	480	89	80	67	6	6	5	5	1430	2150	670	900	293	316	458	421	447	12	22	44	14	74	94	639
30260	300	540	96	85	71	6	6	5	5	1600	2500	630	760	358	320	458	525	498	15	25	44	136	75	106	847
30264	320	580	104	92	75	6	6	5	5	1700	2560	530	750	353	381	558	503	533	14	29	44	14	74	114	103
30304	20	52	1.625	15	13	15	15	15	15	382	325	8000	11000	28	28	44	45	48	3	33	30	2	11	11	167
30305	25	62	1.825	17	13	15	15	15	15	48	47	9000	13000	35	32	54	55	58	3	53	30	2	11	12	250
30309	45	100	2.725	25	22	2	2	15	15	123	120	4000	5300	59	54	86	91	94	4	85	35	17	96	21	987
30310	50	110	2.925	27	23	25	25	25	25	141	140	3600	4800	65	60	95	100	103	4	6	35	17	96	23	126
30311	55	120	315	29	25	25	25	2	2	165	163	3200	4300	70	65	104	110	112	4	65	35	17	96	25	165
30312	60	130	335	31	26	3	3	25	25	163	185	3000	4000	76	72	112	118	121	35	75	35	17	96	26	196
30313	65	140	36	33	28	3	3	25	25	192	228	2600	3600	83	72	120	131	131	35	8	35	17	96	28	249
30314	70	150	38	35	30	3	3	25	25	223	262	2400	3400	89	82	130	138	141	5	8	35	17	96	30	308
30315	75	160	40	37	31	3	3	25	25	259	285	2200	3200	95	87	139	148	150	45	9	35	17	96	32	371
30316	80	170	425	39	33	3	3	25	25	273	320	2000	3000	102	92	146	158	160	5	95	35	17	96	34	432
30317	85	180	445	41	34	4	4	3	3	301	365	1900	2800	107	99		166	168	6	11	35	17	96	35	539
30319	95	200	495	45	38	4	4	3	3	365	445	1800	2600	118	109	172	186	185	6	12	35	17	96	39	691
30320	100	215	515	47	39	4	4	3	3	405	495	1700	2400	127	114	184	201	199	6	13	35	17	96	41	809
30321	105	225	535	49	41	4	4	3	3	430	530	1600	2200	133	119	193	211	208	7	13	35	17	96	43	938
30324	120	260	595	55	46	4	4	3	3	560	710	1500	2000	153	135	221	245	237	7	135	35	17	9	47	142
30326	130	280	6.375	58	49	5	5	4	4	625	800	1300	1800	164	150	239	263	255	8	145	35	17	9	51	174
30328	140	300	6.775	62	53	5	5	4	4	740	945	1200	1700	176	155	255	282	275	9	15	35	17	96	56	212
30330	150	320	72	65	55	5	5	4	4	815	1050	1100	1600	190	165	273	302	294	45	17	35	17	96	60	255
30334	170	360	80	72	62	5	5	4	4	945	1360	950	1400	217	185	304	348	333	10	18	35	174	96	68	358
30336	180	380	83	75	64	5	5	4	4	1180	1580	900	1300	207	233	362	324	345	10	19	36	17	92	724	414
30352	260	540	114	102	85	6	6	6	6	2015	2730	670	900	332	279	449	522	481	10	29	32	19	104	92	113

30607	35	65	18	18	14	35	35	12	12	35	41	5000	7000	42	47	55	65	62	2	4	38	16	88	14	229
30611	55	130	3.625	33	22	3	3	2	2	165	175	3200	4000	69	67	95	117	117	3	12	83	73	4	41	216
30612	60	150	51	51	38	4	4	3	3	260	370	2800	3500	77	71	105	140	142	5	13	76	790	43	49	476
30613	65	130	45	43	35	7	7	2	2	223	298	2800	3800	80	66	108	122	122	35	10	33	18	99	30	264
30614	70	120	45	42	37	25	25	25	25	138	198	3000	4000	79	80	99	111	115	35	8	39	15	84	32	189
30618	90	170	62	595	49	25	25	25	25	360	520	2000	3000	107	100		161	161	45	13	36	17	92	42	604
30619	95	160	47	47	38	3	3	3	3	286	460	2200	3200	108	107	137	149	153	45	9	34	18	97	35	379
30621	105	170	56	56	44	3	3	25	25	375	605	1700	2200	125	122	148	162	164	45	9	43	14	77	35	471
30623	115	190	49	49	35	25	25	25	25	282	440	1600	2200	131	120	160	181	180	45	14	44	14	74	42	513
30628	140	230	58	57	45	3	3	3	3	400	660	1600	2200	182	152	217	219	242	45	13	44	14	74	56	897
30651	255	560	12.305	1.048	70	6	6	6	6	1920	2690	560	750	329	274	435	542	510	13	531	87	7	38	171	127
30680	400	500	60	57	47	4	4	3	3	460	950	400	500	368	414	406	489	430	13	13	38	16	86	77	251
31305	25	62	1.825	17	13	15	15	15	15	425	46	5600	7500	34	32	47	55	59	3	5	83	72	40	20	263
31306	30	72	2.075	19	14	15	15	15	15	54	595	5600	7500	38	38	55	65	67	2	68	83	7	40	34	489
31307	35	80	2.275	21	15	2	2	15	15	70	76	4500	6000	45	44	62	71	76	3	75	83	7	4	25	515
31308	40	90	2.525	23	17	2	2	15	15	715	77	4800	6300	48	49	71	81	87	4	95	83	7	40	29	731
31309	45	100	2.725	25	18	2	2	15	15	105	102	3600	4800	54	54	79	91	96	4	95	83	7	4	32	977
31310	50	110	2.925	27	19	25	25	2	2	110	124	3200	4300	63	10	86	102	104	3	10	83	7	4	35	125
31312	60	130	335	31	22	3	3	25	25	138	155	2600	3600	69	72	103	118	124	5	12	83	7	4	41	192
31313	65	140	36	33	23	3	3	25	25	171	198	2800	3800	75	77	111	128	134	5	13	83	7	4	44	246
31314	70	150	38	35	25	3	3	25	25	214	220	2400	3400	78	82	118	138	140	5	13	83	7	4	47	287
31315	75	160	40	37	26	3	3	25	25	239	245	2200	3200	86	87	127	148	153	6	14	83	7	4	50	340
31316	80	170	425	39	27	3	3	25	25	223	260	2200	3200	92	91	128	156	156	6	16	83	7	4	53	365
31317	85	180	445	41	28	4	4	3	3	254	300	2000	3000	96	99		166	171	6	17	83	7	4	56	492
31318	90	190	465	43	30	4	4	3	3	283	340	2000	3000	102	104	151	176	181	6	17	83	7	4	59	553
31319	95	200	495	45	32	4	4	3	3	305	370	1900	2800	107	109	157	186	189	6	18	83	7	4	62	684
31320	100	215	565	51	35	4	4	3	3	430	465	1600	2200	121	115	168	201	202	7	215	83	72	4	65	878
31322	110	240	63	57	38	4	4	3	3	470	595	1600	2200	129	124	188	226	226	7	25	83	7	4	75	125
31324	120	260	68	62	42	4	4	3	3	531	690	1200	1700	145	135	203	245	244	9	26	83	72	4	78	156
31326	130	280	72	66	44	5	5	4	4	620	805	1300	1800	150	147	218	262	263	9	28	83	7	4	87	189
31328	140	300	77	70	47	5	5	4	4	695	900	1200	1700	162	157	235	282	283	9	30	83	7	4	93	234
31332	160	340	88	79	54	37	37	37	37	825	1080	1000	1500	199	161	265	340	315	45	34	76	8	43	100	299
31336	180	380	98	88	60	5	5	4	4	1050	1500	900	1300	217	220	289	368	355	12	21	55	73	8	120	464
31338	190	400	103	90	62	5	5	4	4	1180	1690	810	1000	234	203	306	388	375	13	41	83	72	4	126	533
31980	400	540	70	65	48	4	4	4	4	965	1930	350	450	450	436	500	550	530	8	8	42	15	9	100	397

31984	420	560	70	65	51	4	4	4	4	1020	2090	420	560	458	436	528	528	549	13	28	41	15	81	106	417
32007	35	62	18	18	14	1	1	1	1	42	52	6000	8000	40	41	54	56	59	4	4	45	13	73	15	384
32009	45	75	20	20	155	1	1	1	1	664	80	4800	6300	52	49	65	71	73	3	6	39	15	84	17	343
32010	50	80	20	20	155	1	1	1	1	678	88	4500	6000	57	54	70	76	78	4	45	42	14	78	18	381
32011	55	90	23	23	175	15	15	15	15	924	116	4000	5300	64	63	79	83	88	45	55	41	15	81	20	564
32012	60	95	23	23	175	2	25	2	25	935	122	3800	5000	68	68	83	88	92	5	55	4	14	77	21	597
32013	65	100	23	23	175	15	15	15	15	948	127	3400	4500	72	72	90	93	97	4	55	46	13	7	22	612
32014	70	110	25	25	19	15	15	15	15	115	152	3000	4000	93	78	112	103	125	5	6	43	14	76	26	972
32015	75	115	25	25	19	15	15	15	15	120	163	3000	4000	84	83	100	108	112	6	6	46	13	72	25	922
32016	80	125	29	29	22	15	15	15	15	139	219	2600	3600	90	88	109	118	121	6	7	42	14	78	27	126
32017	85	130	29	29	22	15	15	15	15	138	220	2400	3400	94	93		123	126	7	7	44	14	75	28	133
32018	90	140	32	32	24	2	2	15	15	165	255	2200	3200	100	99		133	135	7	8	42	14	78	30	177
32019	95	145	32	32	24	2	2	15	15	182	292	2200	3200	105	104	130	138	139	6	8	44	135	8	31	187
32020	100	150	32	32	24	2	2	15	15	190	281	1600	2200	110	109	131	143	145	45	8	46	13	72	33	187
32022	110	170	38	38	29	25	25	2	2	228	365	1800	2600	123	121	152	160	163	7	9	43	14	8	36	303
32024	120	180	38	38	29	25	25	2	2	237	395	1700	2400	132	120	157	172	175	45	9	46	13	72	40	331
32026	130	200	45	45	34	25	25	2	2	340	580	1600	2200	144	142	178	190	192	7	11	43	14	8	42	506
32028	140	210	45	45	34	25	25	2	2	330	560	1600	2200	154	150	187	201	202	45	11	46	13	72	46	584
32030	150	225	48	48	36	3	3	25	25	365	635	950	1400	161	160	197	216	217	9	13	46	13	72	49	640
32032	160	240	51	51	38	3	3	25	25	415	730	1100	1600	174	173	211	231	232	8	13	46	13	72	53	769
32034	170	260	57	57	43	3	3	25	25	520	870	1200	1700	188	184	230	246	249	10	14	44	135	8	56	106
32036	180	280	64	64	48	3	3	25	25	610	1070	950	1400	199	192	247	268	267	9	16	42	14	8	75	139
32038	190	290	64	64	48	3	3	25	25	650	1180	1000	1500	210	204	257	276	279	10	16	44	135	8	62	145
32040	200	310	70	70	53	3	3	25	25	760	1370	950	1400	222	214	273	296	297	11	17	43	14	8	66	195
32044	220	340	76	76	57	4	4	3	3	850	1520	900	1300	244	234	300	325	326	12	19	43	14	8	72	239
32048	240	360	76	76	57	4	4	3	3	905	1660	850	1200	262	256	318	345	346	12	19	46	13	7	78	26
32052	260	400	87	87	65	5	5	4	4	1100	2030	800	1100	287	282	352	383	383	13	12	43	14	8	84	398
32056	280	420	87	87	65	5	5	4	4	1200	2300	750	1000	305	302	370	400	402	14	22	46	13	7	89	404
32060	300	460	100	100	74	5	5	4	4	1460	2740	670	900	330	322	404	440	439	15	26	43	14	8	97	566
32064	320	480	100	100	74	5	5	4	4	1540	2940	630	850	354	336	419	467	463	13	26	46	13	72	104	627
32080	400	600	125	118	100	6	6	5	5	2170	4550	400	500	443	420	527	585	574	14	25	36	167	92	118	118
32204	20	47	1.925	18	15	1	1	1	1	275	31	7500	10000	26	24	38	43	44	2	43	33	18	1	12	158
32205	25	52	1.925	18	16	1	1	1	1	405	46	7000	9500	31	31	44	48	50	2	33	36	17	92	13	199
32206	30	62	2.125	20	17	1	1	1	1	573	65	6300	8500	36	36	52	56	58	2	43	37	16	88	15	356
32207	35	72	2.425	23	19	15	15	15	15	75	80	5300	7000	42	42	61	65	68	2	53	37	16	88	17	452

32314	70	150	54	51	42	3	3	25	25	305	390	2200	3200	84	82	125	138	141	6	12	35	17	96	36	438
32315	75	160	58	55	45	3	3	25	25	345	455	2000	3000	94	87	131	151	150	45	13	35	17	96	38	535
32316	80	170	615	58	48	3	3	25	25	390	510	1900	2800	97	92	142	158	160	45	14	35	17	96	41	643
32317	85	180	635	60	49	4	4	3	3	425	560	1800	2600	102	99		166	168	45	15	35	17	96	42	737
32318	90	190	675	64	53	4	4	3	3	485	650	1700	2400	107	104	157	176	178	8	15	35	17	96	45	897
32319	95	200	715	67	55	4	4	3	3	520	705	1700	2400	114	109	166	186	187	8	17	35	17	96	47	100
32320	100	215	775	73	60	4	4	3	3	570	780	1600	2200	123	115	177	201	200	8	175	35	17	9	51	131
32321	105	225	815	77	63	4	4	3	3	660	915	1500	2000	128	119	185	211	210	8	19	35	17	96	54	150
32322	110	240	845	80	65	4	4	3	3	670	1030	1400	1900	137	125	198	226	222	9	195	35	17	9	55	179
32324	120	260	905	86	69	4	4	3	3	860	1330	1300	1800	148	135	213	245	239	9	215	35	17	9	60	224
32328	140	300	10.775	102	85	5	5	4	4	1090	1630	1200	1700	177	156	239	287	276	9	228	37	16	9	74	358
32330	150	320	114	108	90	5	5	4	4	1280	1880	950	1400	190	166	261	307	299	45	24	35	17	96	77	422
32332	160	340	121	114	95	5	5	4	4	1540	2230	1000	1500	199	176	274	327	314	45	26	35	17	96	81	517
32340	200	420	146	138	115	5	5	5	5	1820	2850	800	1100	239	253	398	346	346	11	31	37	16	88	107	905
32344	220	460	154	145	122	5	5	5	5	2130	3310	710	900	274	235	372	445	430	13	32	37	162	89	112	114
32348	240	500	165	155	132	6	6	5	5	2360	4100	670	900	279	301	478	410	464	12	33	37	16	88	123	147
32912	60	85	17	17	14	1	1	1	1	40	65	3900	5100	65	68	76	81	79	4	3	38	16	87	17	284
32914	70	100	20	20	16	1	1	1	1	705	114	3000	4000	76	76	90	96	96	5	4	32	19	105	18	475
32916	80	110	20	20	16	1	1	1	1	71	119	2700	3700	86	88	100	106	106	5	6	35	17	96	38	548
32920	100	140	25	25	20	15	15	15	15	116	204	2400	3100	108	105	127	134	137	3	5	33	182	1	25	113
32924	120	165	29	29	23	15	15	15	25	189	320	1600	2200	131	118	150	158	161	45	6	35	17	95	29	179
32930	150	210	38	38	30	25	25	2	2	270	465	1500	2000	161	160	190	202	202	9	75	33	183	1	36	383
32936	180	250	45	45	34	25	25	2	2	345	725	1600	2500	194	192	225	240	241	8	11	48	125	7	53	67
32938	190	260	45	45	34	25	25	2	2	350	670	1100	1600	205	202	235	252	251	10	95	48	125	7	55	694
32944	220	300	51	51	39	3	3	25	25	465	960	950	1400	234	234	275	286	290	9	12	43	14	8	58	100
32952	260	360	635	635	48	3	3	25	25	650	1270	800	1100	286	272	325	351	344	13	13	41	148	81	72	179
32956	280	380	635	635	48	3	3	25	25	720	1500	800	1100	305	292	344	371	364	13	13	43	14	77	100	20
32960	300	420	745	72	62	4	4	3	3	710	1810	700	950	330	314	379	409	400	13	15	28	21	117	67	302
32968	340	460	76	76	57	4	4	3	3	1000	2350	500	830	361	357	421	444	446	14	19	44	135	8	90	365
32972	360	480	76	76	57	4	4	4	4	970	2220	500	630	388	374	433	467	468	13	19	46	13	72	97	385
32976	380	520	87	82	71	5	5	4	4	1190	2670	560	750	407	406	502	478	501	16	16	39	16	86	95	500
32980	400	540	87	82	71	5	5	4	4	1280	2880	380	480	450	436	500	550	530	8	8	4	14	8	185	541
33005	25	47	17	17	14	6	6	6	6	325	425	7500	9500	31	28	40	44	45	2	3	29	21	114	11	129
33009	45	75	24	24	19	1	1	1	1	754	104	4800	6300	50	48	66	72	72	3	5	29	204	112	16	414
33010	50	80	24	24	19	1	1	1	1	77	111	4500	6000	55	58	70	77	76	4	45	32	19	104	17	442

33011	55	90	27	27	21	15	15	15	15	108	147	4000	5300	62	65	78	83	87	45	55	31	192	106	19	839
33012	60	95	27	27	21	15	15	15	15	104	143	3800	5000	67	67	85	88	90	5	6	33	18	1	20	688
33013	65	100	27	27	21	15	15	15	15	108	158	3400	4500	72	73	87	93	97	35	6	3	17	95	21	732
33014	70	110	31	31	255	15	15	15	15	128	196	3000	4000	77	75	97	105	107	3	55	28	211	116	22	109
33015	75	115	31	31	255	15	15	15	15	130	213	3000	4000	84	82	104	108	110	6	55	3	2	11	23	110
33016	80	125	36	36	295	15	15	15	15	172	281	2600	3600	90	87	112	117	119	6	65	28	21	11	26	162
33017	85	130	36	36	295	15	15	15	15	195	330	2600	3600	94	92		122	125	6	65	3	2	11	26	170
33018	90	140	39	39	325	2	2	15	15	226	370	2200	3200	100	99		132	135	7	65	27	22	13	27	224
33019	95	145	39	39	325	2	2	15	15	220	368	2200	3200	105	104	128	138	140	45	65	28	22	119	29	232
33021	105	160	43	43	34	25	25	2	2	266	405	1900	2800	117	115	141	152	154	45	9	28	21	117	31	298
33022	110	170	47	47	37	25	25	2	2	300	465	1800	2600	123	120	148	162	162	45	10	29	21	115	33	375
33026	130	200	55	55	43	25	25	2	2	385	690	1500	2000	144	138	175	193	194	9	12	34	176	97	42	604
33108	40	75	26	26	205	15	15	15	15	90	104	5000	6700	65	47	65	68	71	4	55	35	17	9	18	499
33110	50	85	26	26	20	15	15	15	15	987	122	4400	5500	56	55	72	80	82	4	6	41	146	8	20	581
33111	55	95	30	30	23	2	25	2	25	110	163	4000	5300	64	63	81	88	92	3	7	37	16	88	22	881
33113	65	110	34	34	265	15	15	15	15	157	220	3200	4300	76	73	94	103	107	35	75	39	16	85	26	130
33115	75	125	37	37	29	2	2	15	15	174	275	2800	3800	87	84	107	118	121	45	8	4	15	83	29	180
33116	80	130	37	37	29	2	2	15	15	179	280	2600	3600	91	81	111	123	127	45	8	42	14	79	31	279
33117	85	140	41	41	32	25	25	2	2	215	354	2400	3400	95	95		130	135	7	9	4	15	8	32	243
33118	90	150	45	45	35	25	25	2	2	250	390	2000	3000	104	100		142	145	45	10	4	15	83	35	322
33120	100	165	52	52	40	25	25	2	2	301	510	2200	2800	111	107	140	158	160	10	12	41	148	81	40	433
33122	110	180	56	56	43	25	25	2	2	364	630	1800	2600	121	121	155	170	174	9	13	43	14	8	44	550
33124	120	200	62	62	48	25	25	2	2	440	770	1700	2400	135	132	177	190	190	6	95	44	14	76	45	774
33205	25	52	22	22	18	1	1	1	1	529	56	7500	9500	30	29	42	48	50	2	4	35	17	94	14	216
33206	30	62	25	25	195	1	1	1	1	705	75	5600	7500	37	34	51	58	60	2	55	34	18	97	16	343
33210	50	90	32	32	245	15	15	15	15	119	160	3800	5000	57	58	75	83	88	3	75	41	15	8	23	117
33211	55	100	35	35	27	2	2	15	15	136	190	3400	4500	63	64	85	93	96	6	8	4	15	8	25	117
33212	60	110	38	38	29	2	2	15	15	168	235	3000	4000	69	68	93	103	105	6	9	4	15	8	27	151
33213	65	120	41	41	32	2	2	15	15	222	282	2800	3800	75	74	102	113	115	6	9	4	15	8	29	200
33215	75	130	41	41	31	2	2	15	15	208	300	2600	3600	87	84	109	123	126	45	10	43	14	77	32	227
33216	80	140	46	46	35	25	25	2	2	264	390	2200	3200	90	90	117	132	136	45	11	43	14	78	35	289
33217	85	150	49	49	37	25	25	2	2	286	236	2000	3000	96	95		142	145	45	12	42	14	79	37	364
33218	90	160	55	55	42	25	25	2	2	330	495	2000	3000	95	99		160	126	7	13	29	21	113	33	477
33219	95	170	58	58	44	3	3	25	25	405	560	1900	2800	109	107	141	161	164	7	14	41	15	81	43	554
33220	100	180	63	63	48	3	3	25	25	430	655	1700	2400	112	112	151	168	172	10	15	4	15	8	43	658
33221	105	190	68	68	52	3	3	25	25	475	730	1800	2600	129	117	165	194	188	45	18	35	19	105	49	802

CÔNG TY CỔ PHẦN TRƯỜNG PHƯƠNG VIỆT NAM

Trụ sở chính

Số 9 - TT8, đường Foresa2, Khu đô thị sinh thái Xuân Phương,
Phường Xuân Phương, Quận Nam Từ Liêm, Thành phố Hà Nội, Việt Nam

Hotline

0903.220.698 - 0934.032.426 - 0965.796.498 - 0988.691.428

Email

truongphuongvn01@gmail.com

CATALOG